

IANA Naming Function Monthly Performance Report

April 2026

Summary of Performance	2
Exceptions and Narrative.....	4
Detailed Performance	5
Definitions.....	41

Summary of Performance

Metric	Category	Expected	Actual	Detail
Submission				
Acceptance Recognition	Routine (Technical)	≤60s (95.0%)	✓ 0.00s	p5
Acceptance Recognition	Routine (Non-Technical)	≤60s (95.0%)	✓ 0.00s	p5
Acceptance Recognition	gTLD Creation/Transfer	≤60s (95.0%)	✓ 0.00s	p6
Acceptance Recognition	ccTLD Creation/Transfer	≤60s (95.0%)	✓ —	p6
Acceptance Recognition	Other Changes	≤60s (95.0%)	✓ —	p6
Manual Lodgment Time	Routine (Technical)	≤3d (95.0%)	✓ —	p7
Manual Lodgment Time	Routine (Non-Technical)	≤3d (95.0%)	✓ —	p7
Manual Lodgment Time	gTLD Creation/Transfer	≤3d (95.0%)	✓ 0.00d	p7
Manual Lodgment Time	ccTLD Creation/Transfer	≤3d (95.0%)	✓ —	p8
Manual Lodgment Time	Other Changes	≤3d (95.0%)	✓ —	p8
Technical Checks				
Technical Check (First)	Routine (Technical)	≤50m (95.0%)	✓ 3.45m	p9
Technical Check (First)	gTLD Creation/Transfer	≤50m (95.0%)	✓ 1.19m	p9
Technical Check (First)	ccTLD Creation/Transfer	≤50m (95.0%)	✓ —	p9
Technical Check (First)	Other Changes	≤50m (95.0%)	✓ —	p10
Technical Check (Retest)	Routine (Technical)	≤10m (95.0%)	✓ 2.64m	p10
Technical Check (Retest)	gTLD Creation/Transfer	≤10m (95.0%)	✓ 0.37m	p11
Technical Check (Retest)	ccTLD Creation/Transfer	≤10m (95.0%)	✓ —	p11
Technical Check (Retest)	Other Changes	≤10m (95.0%)	✓ —	p11
Technical Check (Supplemental)	Routine (Technical)	≤10m (95.0%)	✓ 2.34m	p12
Technical Check (Supplemental)	gTLD Creation/Transfer	≤10m (95.0%)	✓ 0.23m	p12
Technical Check (Supplemental)	ccTLD Creation/Transfer	≤10m (95.0%)	✓ —	p12
Technical Check (Supplemental)	Other Changes	≤10m (95.0%)	✓ —	p13
Contact Confirmations				
Email Dispatch	Routine (Technical)	≤60s (95.0%)	✓ 3.708s	p13
Email Dispatch	Routine (Non-Technical)	≤60s (95.0%)	✓ 3.040s	p14
Email Dispatch	gTLD Creation/Transfer	≤60s (95.0%)	✓ 1.701s	p14
Email Dispatch	ccTLD Creation/Transfer	≤60s (95.0%)	✓ —	p14
Email Dispatch	Other Changes	≤60s (95.0%)	✓ —	p14
Recognition of Confirmation	Routine (Technical)	≤60000ms (95.0%)	✓ 1.35ms	p15
Recognition of Confirmation	Routine (Non-Technical)	≤60000ms (95.0%)	✓ 0.92ms	p15
Recognition of Confirmation	gTLD Creation/Transfer	≤60000ms (95.0%)	✓ 1.71ms	p15
Recognition of Confirmation	ccTLD Creation/Transfer	≤60000ms (95.0%)	✓ —	p16
Recognition of Confirmation	Other Changes	≤60000ms (95.0%)	✓ —	p16
Staff Processing				
Validation and Reviews	Routine (Technical)	≤5d (90.0%)	✓ 0.84d	p17
Validation and Reviews	Routine (Non-Technical)	≤5d (90.0%)	✓ 0.52d	p17
Validation and Reviews	gTLD Creation/Transfer	≤10d (90.0%)	✓ 0.65d	p17
Validation and Reviews	ccTLD Creation/Transfer	N/A	—	p18
Validation and Reviews	Other Changes	N/A	—	p18
Third Party Approval	ccTLD Creation/Transfer	N/A	—	p19
ccTLD Creation/Transfer				

Metric	Category	Expected	Actual	Detail
Submission Review	Staff Review	≤14d (100.0%)	✓ —	p20
Requester Clarification	Requester Clarification	N/A	—	p21
Report Preparation	Report Preparation	≤21d (100.0%)	✓ —	p22
Implementation				
Root Zone Publication	Routine (Technical)	≤72h (99.0%)	✓ 22.87h	p23
Root Zone Publication	gTLD Creation/Transfer	≤72h (99.0%)	✓ 1.31h	p23
Root Zone Publication	ccTLD Creation/Transfer	≤72h (99.0%)	✓ —	p23
Root Zone Publication	Other Changes	N/A	—	p24
Notification of Completion	Routine (Technical)	≤60s (95.0%)	✓ 2.07s	p24
Notification of Completion	Routine (Non-Technical)	≤60s (95.0%)	✓ 3.24s	p25
Notification of Completion	gTLD Creation/Transfer	≤60s (95.0%)	✓ 1.98s	p25
Notification of Completion	ccTLD Creation/Transfer	≤60s (95.0%)	✓ —	p25
Notification of Completion	Other Changes	≤60s (95.0%)	✓ —	p25
System Availability				
IANA Website	IANA Site Availability	≥99%	✓ 100.00%	p26
Root Zone Management System	RZM Availability	≥99%	✓ 100.00%	p27
Directory Service	WHOIS Availability	≥99%	✓ 100.00%	p28
Root Zone Service Level Dashboard	Dashboard Availability	≥99%	✓ 100.00%	p29
Credential Recovery	Credential Recovery Response	≤60s (95.0%)	✓ 1.01s	p30
Credential Change	Credential Change	≤300s (95.0%)	✓ 1.279s	p31
Accuracy				
Root Zone File	Routine (Technical)	100%	✓ 100.00%	p32
Root Zone File	gTLD Creation/Transfer	100%	✓ 100.00%	p32
Root Zone File	ccTLD Creation/Transfer	100%	✓ 100.00%	p32
Root Zone File	Other Changes	100%	✓ 100.00%	p32
Root Zone Database	Routine (Technical)	100%	✓ 100.00%	p33
Root Zone Database	Routine (Non-Technical)	100%	✓ 100.00%	p33
Root Zone Database	gTLD Creation/Transfer	100%	✓ 100.00%	p33
Root Zone Database	ccTLD Creation/Transfer	100%	✓ 100.00%	p33
Root Zone Database	Other Changes	100%	✓ 100.00%	p34
Enquiry Processing				
Time to acknowledge	Manual Enquiries	≤60s (95.0%)	✓ 0.60s	p34
Time to initial response	Manual Enquiries	≤5d (90.0%)	✓ 0.55d	p35
Label Generation Rulesets				
Review Time	Review Time	≤5d (90.0%)	✓ 2.26d	p36
Implementation Time	Implementation Time	≤7d (90.0%)	✓ 5.22d	p37
Requester Clarification	Requester Clarification	N/A	0	p38
Time per Actor	IANA	N/A	9.94d	p39
Time per Actor	Requester	N/A	—	p39
Time per Actor	Authorizer	N/A	—	p39
Time per Actor	Regulatory	N/A	—	p39
Request Volumes	Request Volumes	N/A	103	p40

Percentage of SLA thresholds met of those defined

64 of 64 (100.0%)

Exceptions and Narrative for Reporting Period

There were no exceptions for the reporting period.

Routine (Non-Technical)	2025-04	2025-05	2025-06	2025-07	2025-08	2025-09	2025-10	2025-11	2025-12	2026-01	2026-02	2026-03	2026-04
Longest Time	0.00s	0.00s	0.00s	0.00s	0.00s	0.00s	0.00s	0.00s	0.00s	0.00s	0.00s	0.00s	0.00s
Median Time	0.00s	0.00s	0.00s	0.00s	0.00s	0.00s	0.00s	0.00s	0.00s	0.00s	0.00s	0.00s	0.00s
PStDev Time	0.00s	0.00s	0.00s	0.00s	0.00s	0.00s	0.00s	0.00s	0.00s	0.00s	0.00s	0.00s	0.00s

gTLD Creation/Transfer	2025-04	2025-05	2025-06	2025-07	2025-08	2025-09	2025-10	2025-11	2025-12	2026-01	2026-02	2026-03	2026-04
Acceptance Time	0.00s	0.00s	0.00s	—	—	0.00s	0.00s	0.00s	—	0.00s	0.00s	0.00s	0.00s
Monthly Threshold	60s	60s	60s	60s	60s	60s	60s	60s	60s	60s	60s	60s	60s
Threshold Percentile	95.0%	95.0%	95.0%	95.0%	95.0%	95.0%	95.0%	95.0%	95.0%	95.0%	95.0%	95.0%	95.0%
Acceptance Count	1	1	1	0	0	1	4	1	0	1	3	4	2
Mean Time	0.00s	0.00s	0.00s	—	—	0.00s	0.00s	0.00s	—	0.00s	0.00s	0.00s	0.00s
Shortest Time	0.00s	0.00s	0.00s	—	—	0.00s	0.00s	0.00s	—	0.00s	0.00s	0.00s	0.00s
Longest Time	0.00s	0.00s	0.00s	—	—	0.00s	0.00s	0.00s	—	0.00s	0.00s	0.00s	0.00s
Median Time	0.00s	0.00s	0.00s	—	—	0.00s	0.00s	0.00s	—	0.00s	0.00s	0.00s	0.00s
PStDev Time	0.00s	0.00s	0.00s	—	—	0.00s	0.00s	0.00s	—	0.00s	0.00s	0.00s	0.00s

ccTLD Creation/Transfer	2025-04	2025-05	2025-06	2025-07	2025-08	2025-09	2025-10	2025-11	2025-12	2026-01	2026-02	2026-03	2026-04
Acceptance Time	—	—	—	0.00s	—	—	—	0.00s	—	—	—	—	—
Monthly Threshold	60s	60s	60s	60s	60s	60s	60s	60s	60s	60s	60s	60s	60s
Threshold Percentile	95.0%	95.0%	95.0%	95.0%	95.0%	95.0%	95.0%	95.0%	95.0%	95.0%	95.0%	95.0%	95.0%
Acceptance Count	0	0	0	2	0	0	0	1	0	0	0	0	0
Mean Time	—	—	—	0.00s	—	—	—	0.00s	—	—	—	—	—
Shortest Time	—	—	—	0.00s	—	—	—	0.00s	—	—	—	—	—
Longest Time	—	—	—	0.00s	—	—	—	0.00s	—	—	—	—	—
Median Time	—	—	—	0.00s	—	—	—	0.00s	—	—	—	—	—
PStDev Time	—	—	—	0.00s	—	—	—	0.00s	—	—	—	—	—

Other Changes	2025-04	2025-05	2025-06	2025-07	2025-08	2025-09	2025-10	2025-11	2025-12	2026-01	2026-02	2026-03	2026-04
Acceptance Time	0.00s	0.00s	—	0.00s	0.00s	0.00s	0.00s	—	0.00s	—	0.00s	—	—
Monthly Threshold	60s	60s	60s	60s	60s	60s	60s	60s	60s	60s	60s	60s	60s
Threshold Percentile	95.0%	95.0%	95.0%	95.0%	95.0%	95.0%	95.0%	95.0%	95.0%	95.0%	95.0%	95.0%	95.0%
Acceptance Count	5	3	0	2	2	4	2	0	3	0	2	0	0
Mean Time	0.00s	0.00s	—	0.00s	0.00s	0.00s	0.00s	—	0.00s	—	0.00s	—	—
Shortest Time	0.00s	0.00s	—	0.00s	0.00s	0.00s	0.00s	—	0.00s	—	0.00s	—	—
Longest Time	0.00s	0.00s	—	0.00s	0.00s	0.00s	0.00s	—	0.00s	—	0.00s	—	—
Median Time	0.00s	0.00s	—	0.00s	0.00s	0.00s	0.00s	—	0.00s	—	0.00s	—	—
PStDev Time	0.00s	0.00s	—	0.00s	0.00s	0.00s	0.00s	—	0.00s	—	0.00s	—	—

gTLD Creation/Transfer	2025-04	2025-05	2025-06	2025-07	2025-08	2025-09	2025-10	2025-11	2025-12	2026-01	2026-02	2026-03	2026-04
Lodgment Count	1	1	1	0	0	1	2	1	0	1	3	4	1
Mean Time	0.00d	0.00d	0.00d	—	—	0.01d	0.00d	0.00d	—	0.00d	0.00d	0.00d	0.00d
Shortest Time	0.00d	0.00d	0.00d	—	—	0.01d	0.00d	0.00d	—	0.00d	0.00d	0.00d	0.00d
Longest Time	0.00d	0.00d	0.00d	—	—	0.01d	0.00d	0.00d	—	0.00d	0.01d	0.00d	0.00d
Median Time	0.00d	0.00d	0.00d	—	—	0.01d	0.00d	0.00d	—	0.00d	0.00d	0.00d	0.00d
PStDev Time	0.00d	0.00d	0.00d	—	—	0.00d	0.00d	0.00d	—	0.00d	0.00d	0.00d	0.00d

ccTLD Creation/Transfer	2025-04	2025-05	2025-06	2025-07	2025-08	2025-09	2025-10	2025-11	2025-12	2026-01	2026-02	2026-03	2026-04
Lodgment Time	—	—	—	0.00d	—	—	—	0.01d	—	—	—	—	—
Monthly Threshold	3d	3d	3d	3d	3d	3d	3d	3d	3d	3d	3d	3d	3d
Threshold Percentile	95.0%	95.0%	95.0%	95.0%	95.0%	95.0%	95.0%	95.0%	95.0%	95.0%	95.0%	95.0%	95.0%
Lodgment Count	0	0	0	2	0	0	0	1	0	0	0	0	0
Mean Time	—	—	—	0.00d	—	—	—	0.01d	—	—	—	—	—
Shortest Time	—	—	—	0.00d	—	—	—	0.01d	—	—	—	—	—
Longest Time	—	—	—	0.00d	—	—	—	0.01d	—	—	—	—	—
Median Time	—	—	—	0.00d	—	—	—	0.01d	—	—	—	—	—
PStDev Time	—	—	—	0.00d	—	—	—	0.00d	—	—	—	—	—

Other Changes	2025-04	2025-05	2025-06	2025-07	2025-08	2025-09	2025-10	2025-11	2025-12	2026-01	2026-02	2026-03	2026-04
Lodgment Time	0.00d	0.01d	—	0.01d	—	—	0.00d	—	—	—	0.00d	—	—
Monthly Threshold	3d	3d	3d	3d	3d	3d	3d	3d	3d	3d	3d	3d	3d
Threshold Percentile	95.0%	95.0%	95.0%	95.0%	95.0%	95.0%	95.0%	95.0%	95.0%	95.0%	95.0%	95.0%	95.0%
Lodgment Count	2	2	0	1	0	0	1	0	0	0	2	0	0
Mean Time	0.00d	0.00d	—	0.01d	—	—	0.00d	—	—	—	0.00d	—	—
Shortest Time	0.00d	0.00d	—	0.01d	—	—	0.00d	—	—	—	0.00d	—	—
Longest Time	0.00d	0.01d	—	0.01d	—	—	0.00d	—	—	—	0.00d	—	—
Median Time	0.00d	0.00d	—	0.01d	—	—	0.00d	—	—	—	0.00d	—	—
PStDev Time	0.00d	0.00d	—	0.00d	—	—	0.00d	—	—	—	0.00d	—	—

Technical Checks

Technical Check (First)

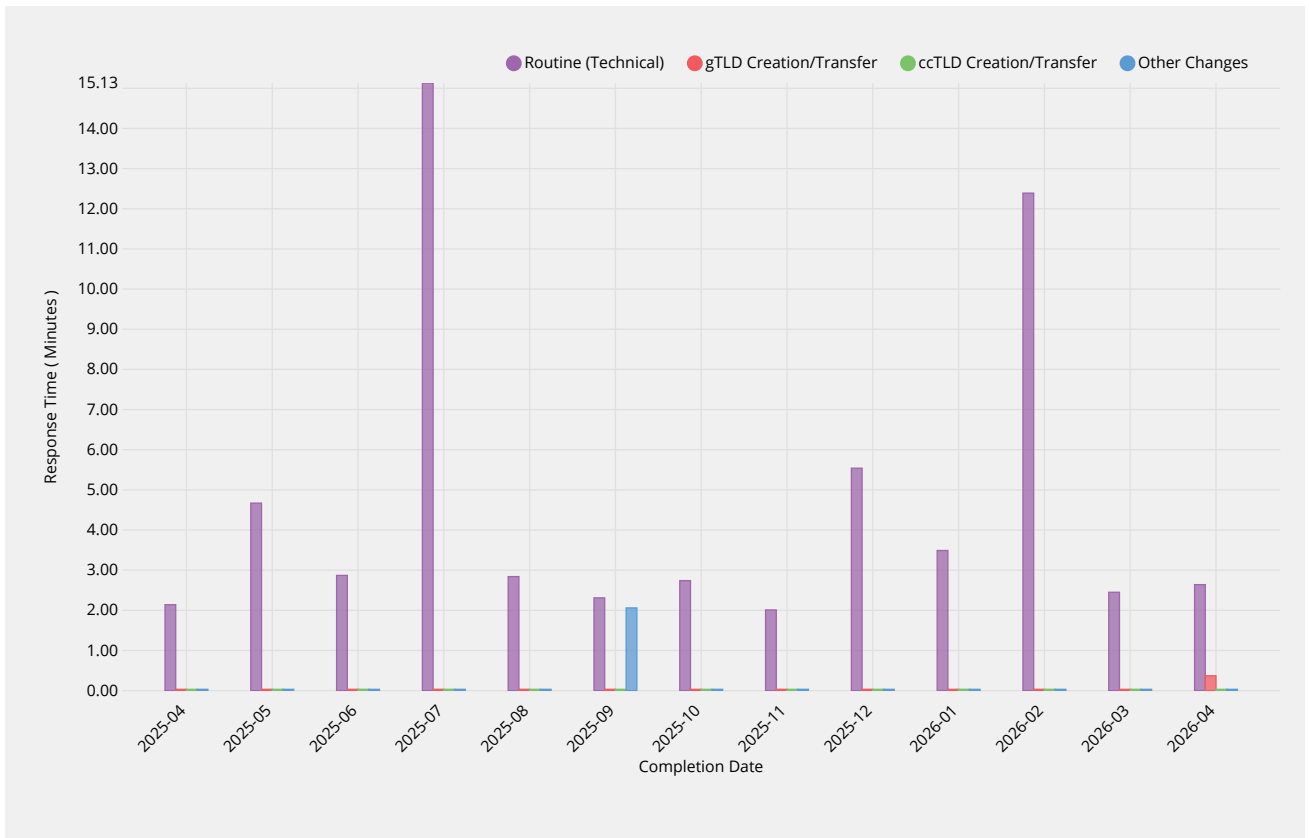
Time to return results for technical checks following submission of request via automated submission

ccTLD Creation/Transfer	2025-04	2025-05	2025-06	2025-07	2025-08	2025-09	2025-10	2025-11	2025-12	2026-01	2026-02	2026-03	2026-04
Shortest Time	—	—	—	—	—	—	—	—	—	—	—	—	—
Longest Time	—	—	—	—	—	—	—	—	—	—	—	—	—
Median Time	—	—	—	—	—	—	—	—	—	—	—	—	—
PStDev Time	—	—	—	—	—	—	—	—	—	—	—	—	—

Other Changes	2025-04	2025-05	2025-06	2025-07	2025-08	2025-09	2025-10	2025-11	2025-12	2026-01	2026-02	2026-03	2026-04
Response Time	1.46m	1.45m	—	3.02m	—	16.99m	—	—	2.38m	—	—	—	—
Monthly Threshold	50m	50m	50m	50m	50m	50m	50m	50m	50m	50m	50m	50m	50m
Threshold Percentile	95.0%	95.0%	95.0%	95.0%	95.0%	95.0%	95.0%	95.0%	95.0%	95.0%	95.0%	95.0%	95.0%
First Test Count	1	1	0	1	0	2	0	0	2	0	0	0	0
Mean Time	1.46m	1.45m	—	3.02m	—	10.14m	—	—	2.09m	—	—	—	—
Shortest Time	1.46m	1.45m	—	3.02m	—	2.54m	—	—	1.77m	—	—	—	—
Longest Time	1.46m	1.45m	—	3.02m	—	17.75m	—	—	2.41m	—	—	—	—
Median Time	1.46m	1.45m	—	3.02m	—	10.14m	—	—	2.09m	—	—	—	—
PStDev Time	0.00m	0.00m	—	0.00m	—	7.61m	—	—	0.32m	—	—	—	—

Technical Check (Retest)

Time to return results for subsequent performance of technical checks during retesting due to earlier failed tests.



Routine (Technical)	2025-04	2025-05	2025-06	2025-07	2025-08	2025-09	2025-10	2025-11	2025-12	2026-01	2026-02	2026-03	2026-04
Response Time	2.14m	4.67m	2.87m	15.13m	2.84m	2.31m	2.74m	2.01m	5.54m	3.49m	12.39m	2.45m	2.64m
Monthly Threshold	10m	10m	10m	10m	10m	10m	10m	10m	10m	10m	10m	10m	10m
Threshold Percentile	95.0%	95.0%	95.0%	95.0%	95.0%	95.0%	95.0%	95.0%	95.0%	95.0%	95.0%	95.0%	95.0%
Retest Count	63	109	117	545	99	53	169	7	99	209	50	79	141
Mean Time	0.76m	2.40m	1.80m	2.36m	1.86m	1.44m	1.97m	1.07m	2.00m	2.40m	3.48m	1.01m	2.29m
Shortest Time	0.23m	0.26m	0.20m	0.19m	0.28m	0.50m	0.24m	0.61m	0.29m	0.65m	0.47m	0.29m	0.37m
Longest Time	3.92m	17.07m	16.56m	45.78m	18.26m	2.63m	17.12m	2.20m	19.03m	18.23m	16.47m	3.84m	17.53m

Routine (Technical)	2025-04	2025-05	2025-06	2025-07	2025-08	2025-09	2025-10	2025-11	2025-12	2026-01	2026-02	2026-03	2026-04
Median Time	0.37m	1.59m	1.23m	0.92m	1.40m	1.44m	1.62m	0.79m	0.76m	2.76m	1.96m	0.60m	1.97m
PStDev Time	0.68m	3.19m	3.07m	6.10m	2.86m	0.55m	3.07m	0.55m	3.04m	1.84m	3.52m	0.77m	2.59m

gTLD Creation/Transfer	2025-04	2025-05	2025-06	2025-07	2025-08	2025-09	2025-10	2025-11	2025-12	2026-01	2026-02	2026-03	2026-04
Response Time	—	—	—	—	—	—	—	—	—	—	—	—	0.37m
Monthly Threshold	10m	10m	10m	10m	10m	10m	10m	10m	10m	10m	10m	10m	10m
Threshold Percentile	95.0%	95.0%	95.0%	95.0%	95.0%	95.0%	95.0%	95.0%	95.0%	95.0%	95.0%	95.0%	95.0%
Retest Count	0	0	0	0	0	0	0	0	0	0	0	0	1
Mean Time	—	—	—	—	—	—	—	—	—	—	—	—	0.37m
Shortest Time	—	—	—	—	—	—	—	—	—	—	—	—	0.37m
Longest Time	—	—	—	—	—	—	—	—	—	—	—	—	0.37m
Median Time	—	—	—	—	—	—	—	—	—	—	—	—	0.37m
PStDev Time	—	—	—	—	—	—	—	—	—	—	—	—	0.00m

ccTLD Creation/Transfer	2025-04	2025-05	2025-06	2025-07	2025-08	2025-09	2025-10	2025-11	2025-12	2026-01	2026-02	2026-03	2026-04
Response Time	—	—	—	—	—	—	—	—	—	—	—	—	—
Monthly Threshold	10m	10m	10m	10m	10m	10m	10m	10m	10m	10m	10m	10m	10m
Threshold Percentile	95.0%	95.0%	95.0%	95.0%	95.0%	95.0%	95.0%	95.0%	95.0%	95.0%	95.0%	95.0%	95.0%
Retest Count	0	0	0	0	0	0	0	0	0	0	0	0	0
Mean Time	—	—	—	—	—	—	—	—	—	—	—	—	—
Shortest Time	—	—	—	—	—	—	—	—	—	—	—	—	—
Longest Time	—	—	—	—	—	—	—	—	—	—	—	—	—
Median Time	—	—	—	—	—	—	—	—	—	—	—	—	—
PStDev Time	—	—	—	—	—	—	—	—	—	—	—	—	—

Other Changes	2025-04	2025-05	2025-06	2025-07	2025-08	2025-09	2025-10	2025-11	2025-12	2026-01	2026-02	2026-03	2026-04
Response Time	—	—	—	—	—	2.06m	—	—	—	—	—	—	—
Monthly Threshold	10m	10m	10m	10m	10m	10m	10m	10m	10m	10m	10m	10m	10m
Threshold Percentile	95.0%	95.0%	95.0%	95.0%	95.0%	95.0%	95.0%	95.0%	95.0%	95.0%	95.0%	95.0%	95.0%
Retest Count	0	0	0	0	0	1	0	0	0	0	0	0	0
Mean Time	—	—	—	—	—	2.06m	—	—	—	—	—	—	—
Shortest Time	—	—	—	—	—	2.06m	—	—	—	—	—	—	—
Longest Time	—	—	—	—	—	2.06m	—	—	—	—	—	—	—
Median Time	—	—	—	—	—	2.06m	—	—	—	—	—	—	—
PStDev Time	—	—	—	—	—	0.00m	—	—	—	—	—	—	—

Routine (Technical)	2025-04	2025-05	2025-06	2025-07	2025-08	2025-09	2025-10	2025-11	2025-12	2026-01	2026-02	2026-03	2026-04
Threshold Percentile	95.0%	95.0%	95.0%	95.0%	95.0%	95.0%	95.0%	95.0%	95.0%	95.0%	95.0%	95.0%	95.0%
Email Count	50	86	100	81	23	20	18	20	91	31	62	34	49
Mean Time	1.601s	1.385s	1.408s	1.519s	1.396s	1.349s	1.368s	1.553s	19348.939s	5355.488s	2.023s	2.058s	1.983s
Shortest Time	0.130s	0.033s	0.297s	0.059s	0.272s	0.255s	0.117s	0.347s	0.230s	0.562s	0.351s	0.620s	0.645s
Longest Time	4.529s	5.661s	4.865s	4.605s	3.395s	2.649s	2.747s	3.384s	65443.195s	165959.362s	5.070s	4.256s	6.001s
Median Time	1.196s	1.171s	1.183s	1.243s	1.248s	1.201s	1.365s	1.434s	2.246s	1.606s	1.551s	1.685s	1.633s
PStDev Time	0.988s	0.909s	0.735s	0.758s	0.731s	0.631s	0.749s	0.873s	27628.464s	29322.122s	1.142s	0.907s	0.963s

Routine (Non-Technical)	2025-04	2025-05	2025-06	2025-07	2025-08	2025-09	2025-10	2025-11	2025-12	2026-01	2026-02	2026-03	2026-04
Dispatch Time	1.984s	1.584s	2.980s	3.080s	1.039s	2.299s	2.155s	2.160s	3.796s	3.281s	3.599s	2.328s	3.040s
Monthly Threshold	60s	60s	60s	60s	60s	60s	60s	60s	60s	60s	60s	60s	60s
Threshold Percentile	95.0%	95.0%	95.0%	95.0%	95.0%	95.0%	95.0%	95.0%	95.0%	95.0%	95.0%	95.0%	95.0%
Email Count	93	68	26	28	82	67	268	48	45	22	10	86	59
Mean Time	0.429s	0.299s	0.670s	0.786s	0.322s	0.494s	0.654s	0.769s	2467.164s	4606.575s	1.257s	0.901s	1.254s
Shortest Time	0.042s	0.031s	0.049s	0.047s	0.042s	0.047s	0.061s	0.215s	0.312s	0.228s	0.557s	0.126s	0.136s
Longest Time	3.720s	2.284s	4.294s	3.372s	2.372s	4.338s	3.941s	5.641s	65499.404s	101319.994s	5.344s	4.283s	6.638s
Median Time	0.138s	0.107s	0.316s	0.313s	0.211s	0.188s	0.289s	0.462s	0.729s	0.961s	0.798s	0.558s	1.020s
PStDev Time	0.749s	0.510s	0.998s	1.011s	0.401s	0.814s	0.746s	0.896s	11627.423s	21104.598s	1.388s	0.789s	1.191s

gTLD Creation/Transfer	2025-04	2025-05	2025-06	2025-07	2025-08	2025-09	2025-10	2025-11	2025-12	2026-01	2026-02	2026-03	2026-04
Dispatch Time	0.118s	0.186s	0.934s	—	—	0.456s	0.358s	1.193s	—	2.105s	0.749s	0.786s	1.701s
Monthly Threshold	60s	60s	60s	60s	60s	60s	60s	60s	60s	60s	60s	60s	60s
Threshold Percentile	95.0%	95.0%	95.0%	95.0%	95.0%	95.0%	95.0%	95.0%	95.0%	95.0%	95.0%	95.0%	95.0%
Email Count	1	1	1	0	0	1	4	1	0	1	3	4	2
Mean Time	0.118s	0.186s	0.934s	—	—	0.456s	0.232s	1.193s	—	2.105s	0.641s	0.523s	1.191s
Shortest Time	0.118s	0.186s	0.934s	—	—	0.456s	0.132s	1.193s	—	2.105s	0.490s	0.291s	0.624s
Longest Time	0.118s	0.186s	0.934s	—	—	0.456s	0.369s	1.193s	—	2.105s	0.757s	0.806s	1.758s
Median Time	0.118s	0.186s	0.934s	—	—	0.456s	0.213s	1.193s	—	2.105s	0.675s	0.497s	1.191s
PStDev Time	0.000s	0.000s	0.000s	—	—	0.000s	0.103s	0.000s	—	0.000s	0.112s	0.224s	0.567s

ccTLD Creation/Transfer	2025-04	2025-05	2025-06	2025-07	2025-08	2025-09	2025-10	2025-11	2025-12	2026-01	2026-02	2026-03	2026-04
Dispatch Time	—	—	—	0.170s	—	—	—	2.178s	—	—	—	—	—
Monthly Threshold	60s	60s	60s	60s	60s	60s	60s	60s	60s	60s	60s	60s	60s
Threshold Percentile	95.0%	95.0%	95.0%	95.0%	95.0%	95.0%	95.0%	95.0%	95.0%	95.0%	95.0%	95.0%	95.0%
Email Count	0	0	0	2	0	0	0	1	0	0	0	0	0
Mean Time	—	—	—	0.141s	—	—	—	2.178s	—	—	—	—	—
Shortest Time	—	—	—	0.109s	—	—	—	2.178s	—	—	—	—	—
Longest Time	—	—	—	0.173s	—	—	—	2.178s	—	—	—	—	—
Median Time	—	—	—	0.141s	—	—	—	2.178s	—	—	—	—	—
PStDev Time	—	—	—	0.032s	—	—	—	0.000s	—	—	—	—	—

Other Changes	2025-04	2025-05	2025-06	2025-07	2025-08	2025-09	2025-10	2025-11	2025-12	2026-01	2026-02	2026-03	2026-04
Dispatch Time	3.525s	1.081s	—	1.113s	1.391s	0.476s	0.247s	—	51843.820s	—	0.469s	—	—
Monthly Threshold	60s	60s	60s	60s	60s	60s	60s	60s	60s	60s	60s	60s	60s
Threshold Percentile	95.0%	95.0%	95.0%	95.0%	95.0%	95.0%	95.0%	95.0%	95.0%	95.0%	95.0%	95.0%	95.0%
Email Count	5	3	0	2	2	4	2	0	3	0	2	0	0
Mean Time	0.970s	0.447s	—	0.612s	0.814s	0.314s	0.185s	—	19202.124s	—	0.457s	—	—
Shortest Time	0.062s	0.046s	—	0.056s	0.172s	0.128s	0.117s	—	0.677s	—	0.444s	—	—
Longest Time	4.343s	1.189s	—	1.169s	1.455s	0.488s	0.254s	—	57604.063s	—	0.470s	—	—
Median Time	0.108s	0.107s	—	0.612s	0.814s	0.320s	0.185s	—	1.631s	—	0.457s	—	—
PStDev Time	1.688s	0.525s	—	0.557s	0.642s	0.142s	0.068s	—	27154.272s	—	0.013s	—	—

gTLD Creation/Transfer	2025-04	2025-05	2025-06	2025-07	2025-08	2025-09	2025-10	2025-11	2025-12	2026-01	2026-02	2026-03	2026-04
Threshold Percentile	95.0%	95.0%	95.0%	95.0%	95.0%	95.0%	95.0%	95.0%	95.0%	95.0%	95.0%	95.0%	95.0%
Affirmation Count	1	0	1	0	0	1	4	1	0	1	1	4	2
Mean Time	0.15ms	—	0.09ms	—	—	0.13ms	0.29ms	0.60ms	—	1.22ms	0.76ms	1.58ms	1.09ms
Shortest Time	0.15ms	—	0.09ms	—	—	0.13ms	0.17ms	0.60ms	—	1.22ms	0.76ms	0.98ms	0.40ms
Longest Time	0.15ms	—	0.09ms	—	—	0.13ms	0.53ms	0.60ms	—	1.22ms	0.76ms	2.97ms	1.78ms
Median Time	0.15ms	—	0.09ms	—	—	0.13ms	0.22ms	0.60ms	—	1.22ms	0.76ms	1.18ms	1.09ms
PStDev Time	0.00ms	—	0.00ms	—	—	0.00ms	0.15ms	0.00ms	—	0.00ms	0.00ms	0.81ms	0.69ms

ccTLD Creation/Transfer	2025-04	2025-05	2025-06	2025-07	2025-08	2025-09	2025-10	2025-11	2025-12	2026-01	2026-02	2026-03	2026-04
Affirmation Time	—	—	—	0.59ms	—	—	—	0.14ms	—	—	—	—	—
Monthly Threshold	60000ms	60000ms	60000ms	60000ms	60000ms	60000ms	60000ms	60000ms	60000ms	60000ms	60000ms	60000ms	60000ms
Threshold Percentile	95.0%	95.0%	95.0%	95.0%	95.0%	95.0%	95.0%	95.0%	95.0%	95.0%	95.0%	95.0%	95.0%
Affirmation Count	0	0	0	2	0	0	0	1	0	0	0	0	0
Mean Time	—	—	—	0.37ms	—	—	—	0.14ms	—	—	—	—	—
Shortest Time	—	—	—	0.13ms	—	—	—	0.14ms	—	—	—	—	—
Longest Time	—	—	—	0.61ms	—	—	—	0.14ms	—	—	—	—	—
Median Time	—	—	—	0.37ms	—	—	—	0.14ms	—	—	—	—	—
PStDev Time	—	—	—	0.24ms	—	—	—	0.00ms	—	—	—	—	—

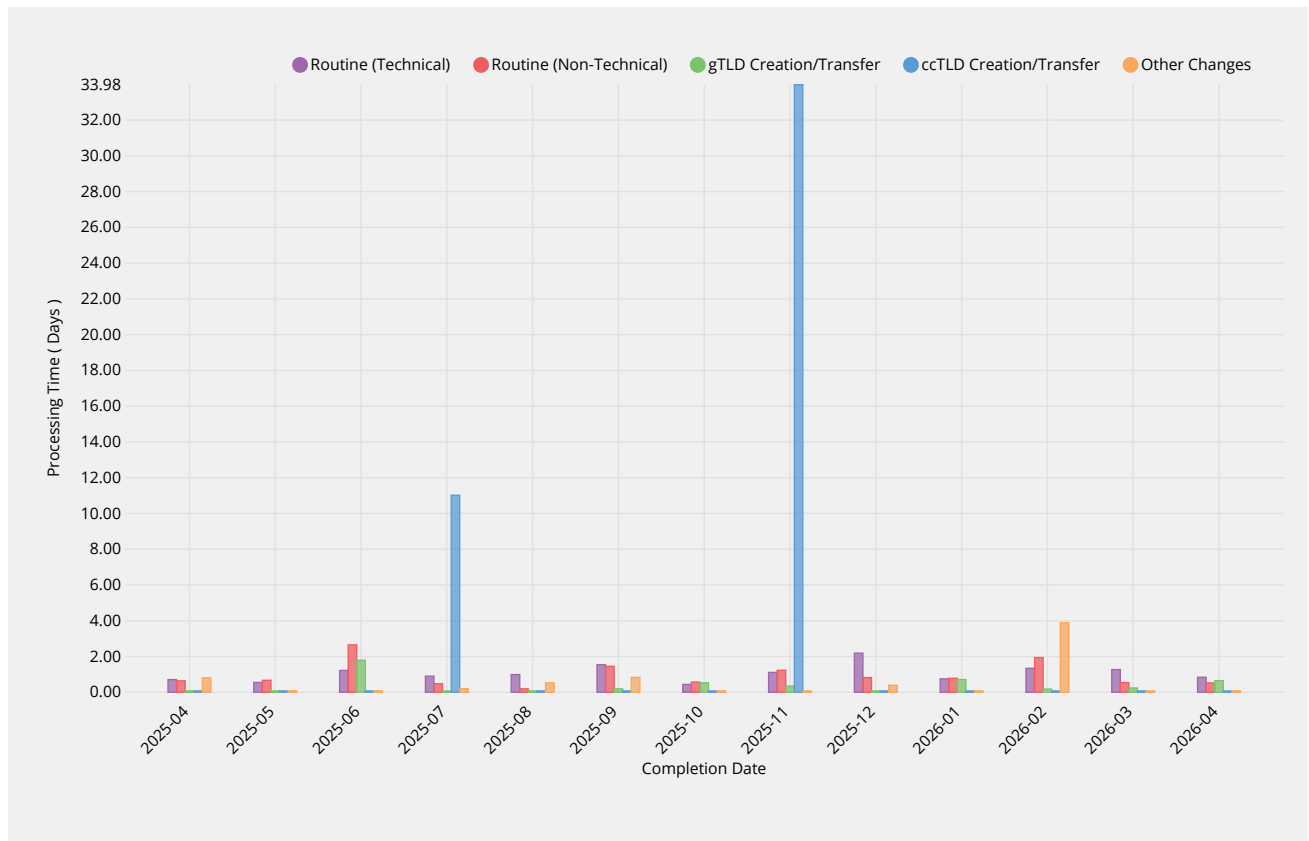
Other Changes	2025-04	2025-05	2025-06	2025-07	2025-08	2025-09	2025-10	2025-11	2025-12	2026-01	2026-02	2026-03	2026-04
Affirmation Time	0.21ms	0.27ms	—	0.33ms	0.09ms	0.91ms	2.19ms	—	11.81ms	—	1.04ms	—	—
Monthly Threshold	60000ms	60000ms	60000ms	60000ms	60000ms	60000ms	60000ms	60000ms	60000ms	60000ms	60000ms	60000ms	60000ms
Threshold Percentile	95.0%	95.0%	95.0%	95.0%	95.0%	95.0%	95.0%	95.0%	95.0%	95.0%	95.0%	95.0%	95.0%
Affirmation Count	4	3	0	2	2	4	2	0	3	0	2	0	0
Mean Time	0.15ms	0.21ms	—	0.23ms	0.09ms	0.53ms	1.18ms	—	4.70ms	—	0.83ms	—	—
Shortest Time	0.10ms	0.13ms	—	0.11ms	0.09ms	0.06ms	0.06ms	—	0.48ms	—	0.60ms	—	—
Longest Time	0.22ms	0.28ms	—	0.34ms	0.10ms	0.95ms	2.30ms	—	13.06ms	—	1.06ms	—	—
Median Time	0.13ms	0.21ms	—	0.23ms	0.09ms	0.56ms	1.18ms	—	0.57ms	—	0.83ms	—	—
PStDev Time	0.05ms	0.06ms	—	0.12ms	0.00ms	0.33ms	1.12ms	—	5.91ms	—	0.23ms	—	—

Staff Processing

Validation and Reviews

Time to complete all other validations and reviews by IANA Functions Operator and release request for

implementation.



Routine (Technical)	2025-04	2025-05	2025-06	2025-07	2025-08	2025-09	2025-10	2025-11	2025-12	2026-01	2026-02	2026-03	2026-04
Processing Time	0.71d	0.55d	1.22d	0.90d	0.99d	1.54d	0.44d	1.11d	2.19d	0.75d	1.34d	1.27d	0.84d
Monthly Threshold	5d	5d	5d	5d	5d	5d	5d	5d	5d	5d	5d	5d	5d
Threshold Percentile	90.0%	90.0%	90.0%	90.0%	90.0%	90.0%	90.0%	90.0%	90.0%	90.0%	90.0%	90.0%	90.0%
Request Count	50	86	100	81	18	20	16	19	103	30	62	34	48
Mean Time	0.31d	0.33d	0.59d	0.46d	0.53d	0.57d	0.30d	0.48d	0.57d	0.43d	0.62d	0.43d	0.49d
Shortest Time	0.01d	0.03d	0.05d	0.06d	0.02d	0.04d	0.09d	0.02d	0.01d	0.04d	0.03d	0.07d	0.01d
Longest Time	2.80d	2.16d	1.26d	2.89d	1.38d	2.59d	0.52d	1.11d	2.19d	0.90d	2.42d	2.18d	1.82d
Median Time	0.20d	0.35d	0.40d	0.31d	0.47d	0.31d	0.27d	0.47d	0.21d	0.50d	0.37d	0.14d	0.43d
PStDev Time	0.43d	0.29d	0.49d	0.60d	0.38d	0.67d	0.13d	0.37d	0.69d	0.24d	0.59d	0.57d	0.37d

Routine (Non-Technical)	2025-04	2025-05	2025-06	2025-07	2025-08	2025-09	2025-10	2025-11	2025-12	2026-01	2026-02	2026-03	2026-04
Processing Time	0.64d	0.67d	2.65d	0.48d	0.19d	1.45d	0.57d	1.23d	0.82d	0.78d	1.94d	0.54d	0.52d
Monthly Threshold	5d	5d	5d	5d	5d	5d	5d	5d	5d	5d	5d	5d	5d
Threshold Percentile	90.0%	90.0%	90.0%	90.0%	90.0%	90.0%	90.0%	90.0%	90.0%	90.0%	90.0%	90.0%	90.0%
Request Count	90	67	24	27	80	62	262	41	62	19	9	84	53
Mean Time	0.51d	0.32d	3.74d	0.19d	0.15d	0.39d	0.38d	0.71d	0.48d	0.45d	0.85d	0.38d	0.35d
Shortest Time	0.01d	0.04d	0.00d	0.00d	0.02d	0.01d	0.02d	0.00d	0.00d	0.01d	0.02d	0.00d	0.00d
Longest Time	2.57d	0.86d	75.00d	2.37d	0.86d	2.59d	12.30d	1.30d	2.26d	0.78d	1.94d	14.09d	1.90d
Median Time	0.63d	0.20d	0.44d	0.02d	0.09d	0.06d	0.25d	0.66d	0.46d	0.43d	0.76d	0.09d	0.41d
PStDev Time	0.34d	0.25d	14.88d	0.46d	0.18d	0.64d	0.81d	0.47d	0.57d	0.29d	0.74d	1.55d	0.39d

gTLD Creation/Transfer	2025-04	2025-05	2025-06	2025-07	2025-08	2025-09	2025-10	2025-11	2025-12	2026-01	2026-02	2026-03	2026-04
Processing Time	0.07d	—	1.79d	—	—	0.19d	0.53d	0.35d	—	0.71d	0.18d	0.24d	0.65d
Monthly Threshold	10d	10d	10d	10d	10d	10d	10d	10d	10d	10d	10d	10d	10d
Threshold Percentile	90.0%	90.0%	90.0%	90.0%	90.0%	90.0%	90.0%	90.0%	90.0%	90.0%	90.0%	90.0%	90.0%
Request Count	1	0	1	0	0	1	4	1	0	1	1	4	2
Mean Time	0.07d	—	1.79d	—	—	0.19d	0.53d	0.35d	—	0.71d	0.18d	0.17d	0.43d

gTLD Creation/Transfer	2025-04	2025-05	2025-06	2025-07	2025-08	2025-09	2025-10	2025-11	2025-12	2026-01	2026-02	2026-03	2026-04
Shortest Time	0.07d	—	1.79d	—	—	0.19d	0.53d	0.35d	—	0.71d	0.18d	0.05d	0.16d
Longest Time	0.07d	—	1.79d	—	—	0.19d	0.53d	0.35d	—	0.71d	0.18d	0.24d	0.71d
Median Time	0.07d	—	1.79d	—	—	0.19d	0.53d	0.35d	—	0.71d	0.18d	0.19d	0.43d
PStDev Time	0.00d	—	0.00d	—	—	0.00d	0.00d	0.00d	—	0.00d	0.00d	0.07d	0.27d

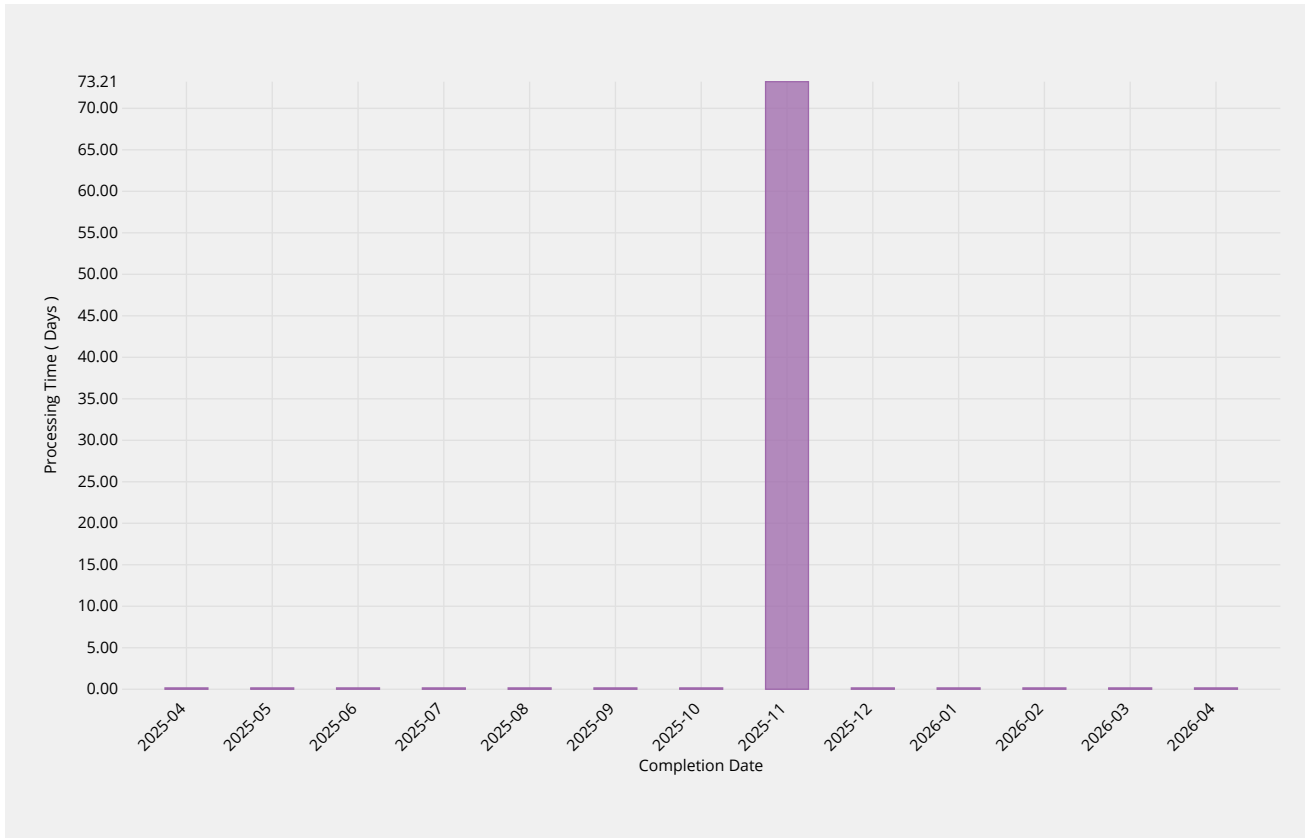
ccTLD Creation/Transfer	2025-04	2025-05	2025-06	2025-07	2025-08	2025-09	2025-10	2025-11	2025-12	2026-01	2026-02	2026-03	2026-04
Processing Time	—	—	—	11.02d	—	—	—	33.98d	—	—	—	—	—
Monthly Threshold	—	—	—	—	—	—	—	—	—	—	—	—	—
Threshold Percentile	—	—	—	—	—	—	—	—	—	—	—	—	—
Request Count	0	0	0	2	0	0	0	1	0	0	0	0	0
Mean Time	—	—	—	9.99d	—	—	—	33.98d	—	—	—	—	—
Shortest Time	—	—	—	8.96d	—	—	—	33.98d	—	—	—	—	—
Longest Time	—	—	—	11.02d	—	—	—	33.98d	—	—	—	—	—
Median Time	—	—	—	9.99d	—	—	—	33.98d	—	—	—	—	—
PStDev Time	—	—	—	1.03d	—	—	—	0.00d	—	—	—	—	—

Other Changes	2025-04	2025-05	2025-06	2025-07	2025-08	2025-09	2025-10	2025-11	2025-12	2026-01	2026-02	2026-03	2026-04
Processing Time	0.81d	0.03d	—	0.20d	0.53d	0.83d	0.07d	—	0.39d	—	3.90d	—	—
Monthly Threshold	—	—	—	—	—	—	—	—	—	—	—	—	—
Threshold Percentile	—	—	—	—	—	—	—	—	—	—	—	—	—
Request Count	4	3	0	2	2	4	2	0	3	0	2	0	0
Mean Time	0.39d	0.02d	—	0.13d	0.49d	0.60d	0.06d	—	0.22d	—	2.12d	—	—
Shortest Time	0.12d	0.02d	—	0.06d	0.44d	0.22d	0.05d	—	0.06d	—	0.33d	—	—
Longest Time	0.81d	0.03d	—	0.20d	0.53d	0.83d	0.07d	—	0.39d	—	3.90d	—	—
Median Time	0.31d	0.02d	—	0.13d	0.49d	0.67d	0.06d	—	0.21d	—	2.12d	—	—
PStDev Time	0.26d	0.00d	—	0.07d	0.04d	0.24d	0.01d	—	0.14d	—	1.78d	—	—

Third Party Approval

Time for third party review of request (e.g. by ICANN Board of Directors, PTI Board or other relevant

verification parties).



ccTLD Creation/Transfer	2025-04	2025-05	2025-06	2025-07	2025-08	2025-09	2025-10	2025-11	2025-12	2026-01	2026-02	2026-03	2026-04
Processing Time	—	—	—	—	—	—	—	73.21d	—	—	—	—	—
Request Count	0	0	0	0	0	0	0	1	0	0	0	0	0
Mean Time	—	—	—	—	—	—	—	73.21d	—	—	—	—	—
Shortest Time	—	—	—	—	—	—	—	73.21d	—	—	—	—	—
Longest Time	—	—	—	—	—	—	—	73.21d	—	—	—	—	—
Median Time	—	—	—	—	—	—	—	73.21d	—	—	—	—	—
PStDev Time	—	—	—	—	—	—	—	0.00d	—	—	—	—	—

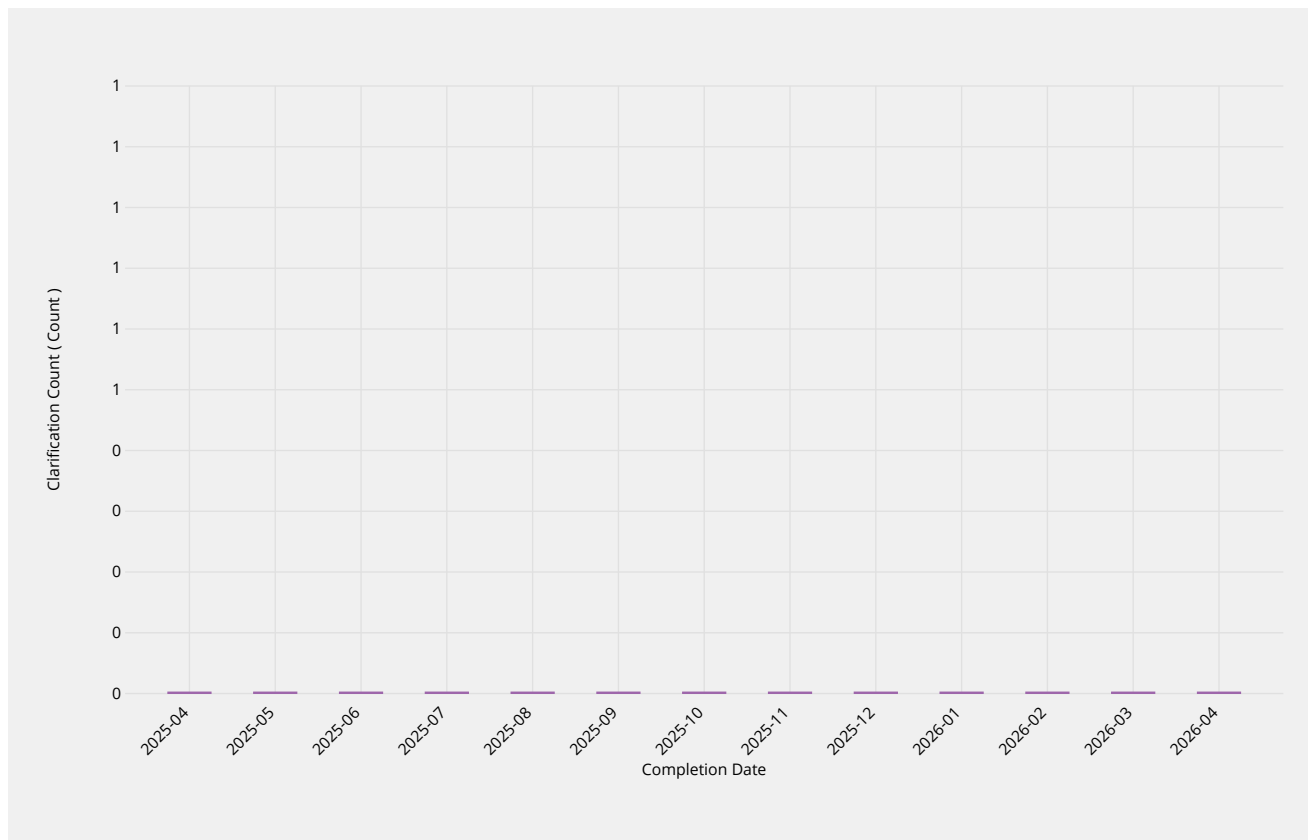
ccTLD Creation/Transfer

Submission Review

Time it takes staff to process the information included in each documentation submission, and respond

Requester Clarification

The number of times a clarification or remediation was required from the requester.

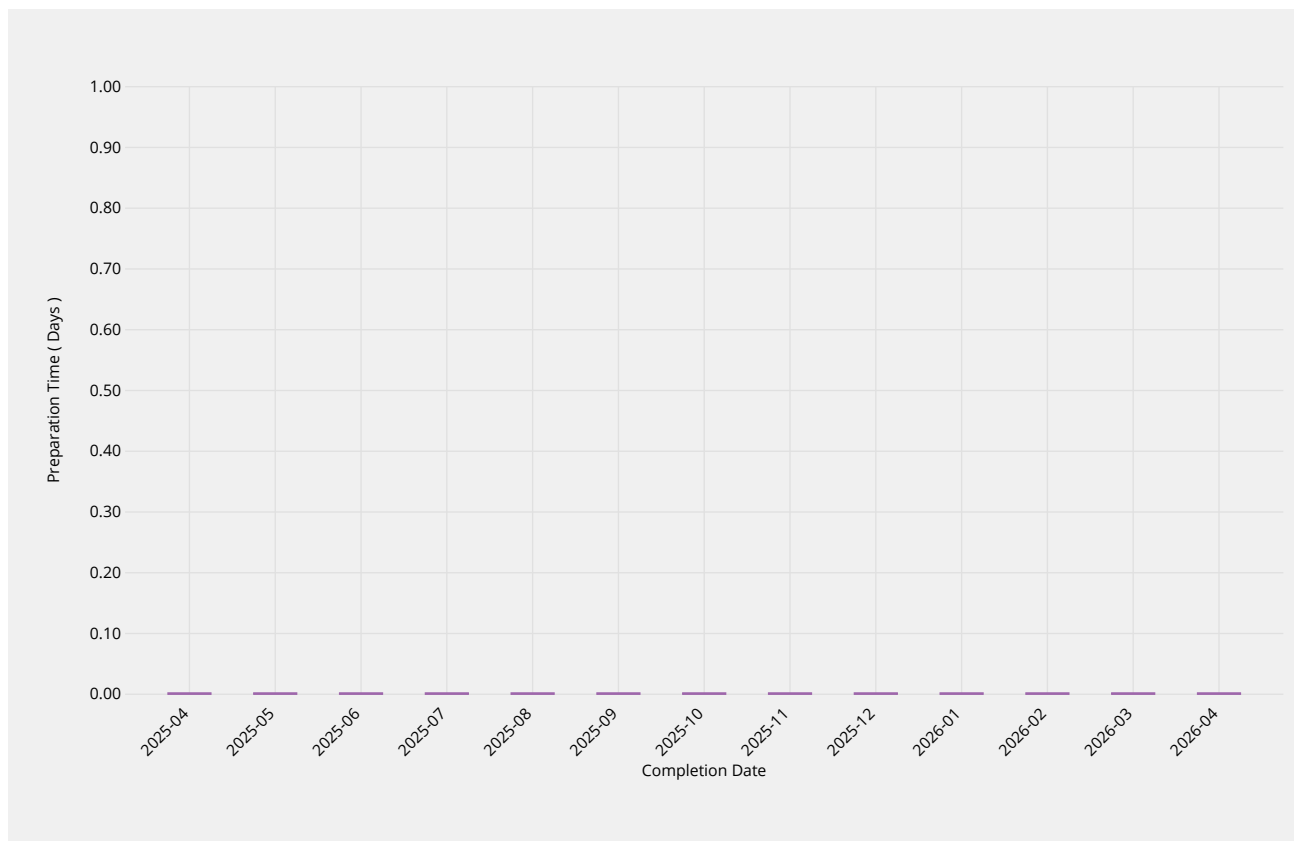


Requester Clarification	2025-04	2025-05	2025-06	2025-07	2025-08	2025-09	2025-10	2025-11	2025-12	2026-01	2026-02	2026-03	2026-04
Clarification Count	—	—	—	0	—	—	—	0	—	—	—	—	—
Request Count	0	0	0	2	0	0	0	1	0	0	0	0	0
Lowest Count	—	—	—	0	—	—	—	0	—	—	—	—	—
Highest Count	—	—	—	0	—	—	—	0	—	—	—	—	—

Report Preparation

Time it takes for staff to prepare a delegation or transfer report to be submitted for review and

publication.



Report Preparation	2025-04	2025-05	2025-06	2025-07	2025-08	2025-09	2025-10	2025-11	2025-12	2026-01	2026-02	2026-03	2026-04
Preparation Time	—	—	—	—	—	—	—	—	—	—	—	—	—
Monthly Threshold	21d	21d	21d	21d	21d	21d	21d	21d	21d	21d	21d	21d	21d
Threshold Percentile	100.0%	100.0%	100.0%	100.0%	100.0%	100.0%	100.0%	100.0%	100.0%	100.0%	100.0%	100.0%	100.0%
Report Count	0	0	0	0	0	0	0	0	0	0	0	0	0
Mean Time	—	—	—	—	—	—	—	—	—	—	—	—	—
Shortest Time	—	—	—	—	—	—	—	—	—	—	—	—	—
Longest Time	—	—	—	—	—	—	—	—	—	—	—	—	—
Median Time	—	—	—	—	—	—	—	—	—	—	—	—	—
PStDev Time	—	—	—	—	—	—	—	—	—	—	—	—	—

Implementation

Root Zone Publication

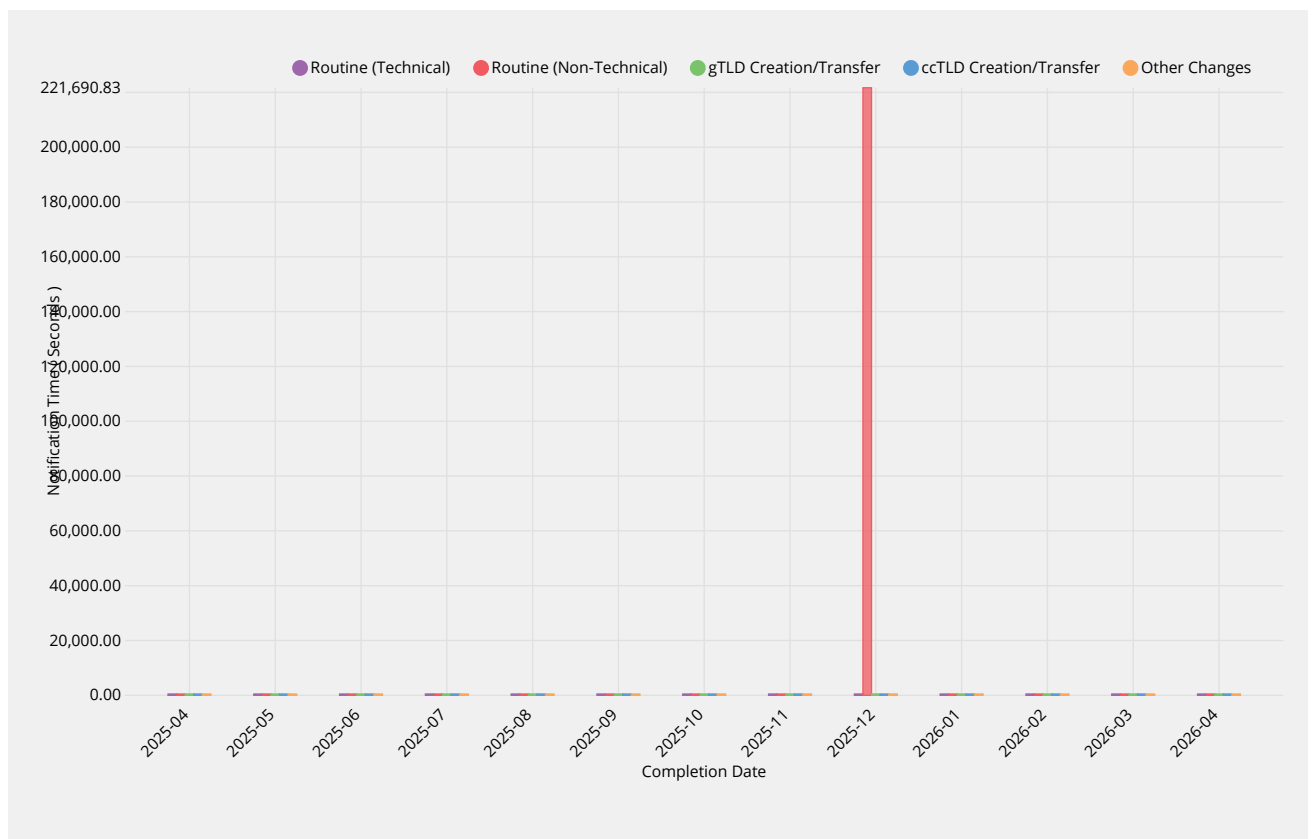
Time for root zone changes to be published following completion of validations and reviews by IANA

ccTLD Creation/Transfer	2025-04	2025-05	2025-06	2025-07	2025-08	2025-09	2025-10	2025-11	2025-12	2026-01	2026-02	2026-03	2026-04
Shortest Time	—	—	—	—	—	—	—	—	—	—	—	—	—
Longest Time	—	—	—	—	—	—	—	—	—	—	—	—	—
Median Time	—	—	—	—	—	—	—	—	—	—	—	—	—
PStDev Time	—	—	—	—	—	—	—	—	—	—	—	—	—

Other Changes	2025-04	2025-05	2025-06	2025-07	2025-08	2025-09	2025-10	2025-11	2025-12	2026-01	2026-02	2026-03	2026-04
Publication Time	4.21h	22.87h	—	1.81h	5.01h	4.51h	4.72h	—	4.33h	—	4.41h	—	—
Monthly Threshold	—	—	—	—	—	—	—	—	—	—	—	—	—
Threshold Percentile	—	—	—	—	—	—	—	—	—	—	—	—	—
Publication Count	2	2	0	1	1	2	1	0	2	0	2	0	0
Mean Time	2.81h	13.24h	—	1.81h	5.01h	4.36h	4.72h	—	3.75h	—	4.31h	—	—
Shortest Time	1.40h	3.62h	—	1.81h	5.01h	4.21h	4.72h	—	3.16h	—	4.21h	—	—
Longest Time	4.21h	22.87h	—	1.81h	5.01h	4.51h	4.72h	—	4.33h	—	4.41h	—	—
Median Time	2.81h	13.24h	—	1.81h	5.01h	4.36h	4.72h	—	3.75h	—	4.31h	—	—
PStDev Time	1.40h	9.63h	—	0.00h	0.00h	0.15h	0.00h	—	0.59h	—	0.10h	—	—

Notification of Completion

Time to notify requester of change completion following publication of requested changes.



Routine (Technical)	2025-04	2025-05	2025-06	2025-07	2025-08	2025-09	2025-10	2025-11	2025-12	2026-01	2026-02	2026-03	2026-04
Notification Time	2.29s	1.74s	2.36s	2.80s	3.07s	2.21s	1.62s	4.00s	7.26s	3.25s	3.74s	3.40s	2.07s
Monthly Threshold	60s	60s	60s	60s	60s	60s	60s	60s	60s	60s	60s	60s	60s
Threshold Percentile	95.0%	95.0%	95.0%	95.0%	95.0%	95.0%	95.0%	95.0%	95.0%	95.0%	95.0%	95.0%	95.0%
Notification Count	50	86	100	80	18	20	14	19	103	30	62	34	48
Mean Time	1.22s	1.12s	1.18s	1.12s	1.12s	1.13s	1.12s	1.98s	6147.26s	1.76s	1.77s	1.80s	1.57s
Shortest Time	0.06s	0.05s	0.06s	0.04s	0.06s	0.11s	0.36s	0.42s	0.37s	0.24s	0.40s	0.28s	0.60s
Longest Time	2.47s	2.85s	6.26s	6.05s	3.16s	2.97s	1.83s	4.17s	240336.59s	3.66s	5.44s	5.64s	5.17s
Median Time	1.22s	1.20s	1.13s	1.17s	1.18s	1.12s	1.28s	1.84s	1.98s	1.67s	1.51s	1.67s	1.47s

Routine (Technical)	2025-04	2025-05	2025-06	2025-07	2025-08	2025-09	2025-10	2025-11	2025-12	2026-01	2026-02	2026-03	2026-04
PStDev Time	0.65s	0.54s	1.04s	1.00s	0.92s	0.65s	0.43s	0.87s	36176.67s	0.82s	0.85s	0.93s	0.62s

Routine (Non-Technical)	2025-04	2025-05	2025-06	2025-07	2025-08	2025-09	2025-10	2025-11	2025-12	2026-01	2026-02	2026-03	2026-04
Notification Time	0.35s	1.57s	0.73s	3.67s	0.66s	0.94s	1.63s	4.90s	221690.83s	0.94s	1.05s	2.78s	3.24s
Monthly Threshold	60s	60s	60s	60s	60s	60s	60s	60s	60s	60s	60s	60s	60s
Threshold Percentile	95.0%	95.0%	95.0%	95.0%	95.0%	95.0%	95.0%	95.0%	95.0%	95.0%	95.0%	95.0%	95.0%
Notification Count	90	67	23	27	80	62	260	41	62	19	9	83	50
Mean Time	0.11s	0.37s	0.25s	0.76s	0.23s	0.28s	0.38s	0.99s	40291.66s	0.47s	0.61s	0.73s	1.04s
Shortest Time	0.04s	0.04s	0.04s	0.05s	0.04s	0.04s	0.12s	0.22s	0.23s	0.17s	0.14s	0.13s	0.23s
Longest Time	0.60s	2.35s	1.04s	6.06s	3.20s	2.19s	4.13s	5.94s	423251.22s	1.16s	1.23s	4.46s	5.66s
Median Time	0.05s	0.10s	0.17s	0.19s	0.06s	0.09s	0.13s	0.46s	0.80s	0.40s	0.58s	0.37s	0.52s
PStDev Time	0.11s	0.55s	0.25s	1.43s	0.48s	0.42s	0.58s	1.34s	92646.35s	0.27s	0.28s	0.87s	1.12s

gTLD Creation/Transfer	2025-04	2025-05	2025-06	2025-07	2025-08	2025-09	2025-10	2025-11	2025-12	2026-01	2026-02	2026-03	2026-04
Notification Time	0.19s	—	0.52s	—	—	0.18s	0.28s	1.34s	—	2.01s	0.67s	0.58s	1.98s
Monthly Threshold	60s	60s	60s	60s	60s	60s	60s	60s	60s	60s	60s	60s	60s
Threshold Percentile	95.0%	95.0%	95.0%	95.0%	95.0%	95.0%	95.0%	95.0%	95.0%	95.0%	95.0%	95.0%	95.0%
Notification Count	1	0	1	0	0	1	4	1	0	1	1	4	2
Mean Time	0.19s	—	0.52s	—	—	0.18s	0.18s	1.34s	—	2.01s	0.67s	0.35s	1.73s
Shortest Time	0.19s	—	0.52s	—	—	0.18s	0.14s	1.34s	—	2.01s	0.67s	0.23s	1.45s
Longest Time	0.19s	—	0.52s	—	—	0.18s	0.31s	1.34s	—	2.01s	0.67s	0.63s	2.01s
Median Time	0.19s	—	0.52s	—	—	0.18s	0.14s	1.34s	—	2.01s	0.67s	0.28s	1.73s
PStDev Time	0.00s	—	0.00s	—	—	0.00s	0.07s	0.00s	—	0.00s	0.00s	0.16s	0.28s

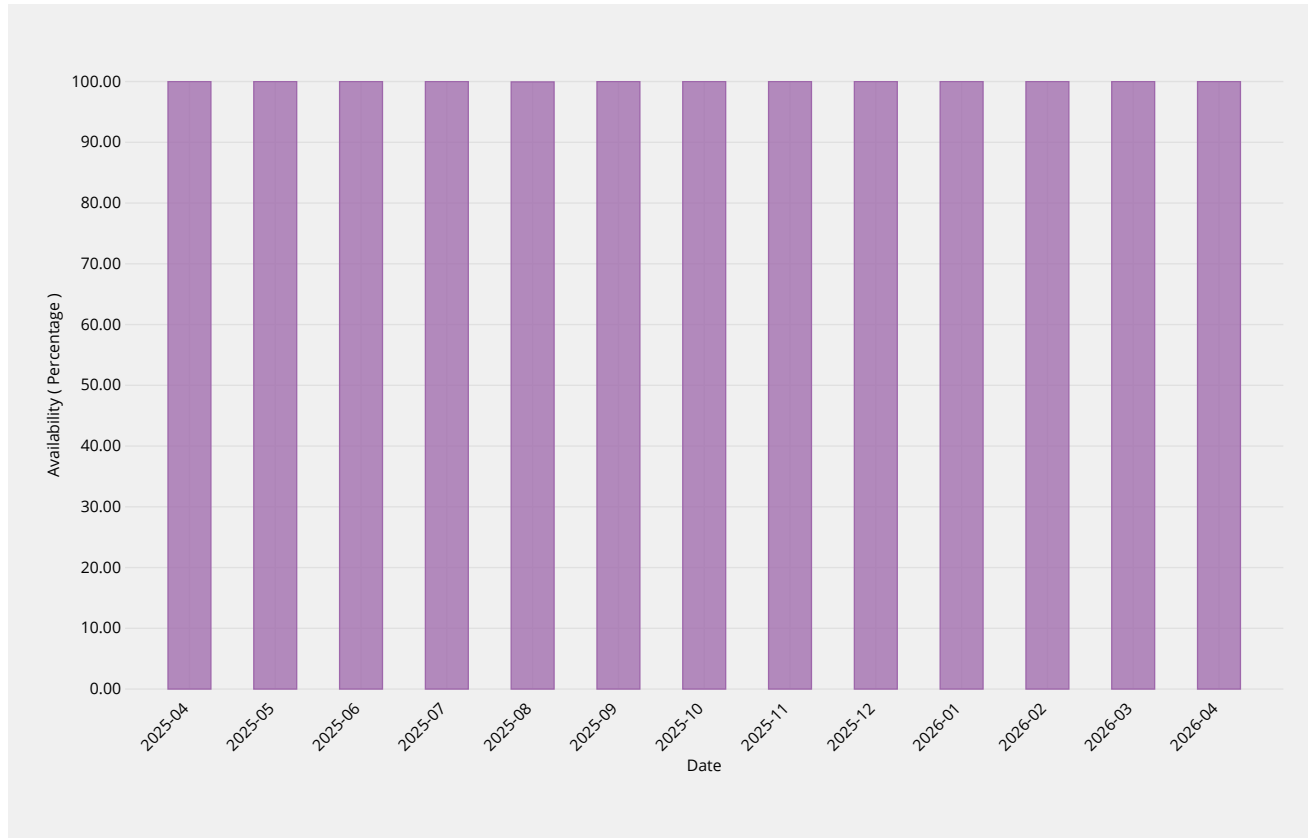
ccTLD Creation/Transfer	2025-04	2025-05	2025-06	2025-07	2025-08	2025-09	2025-10	2025-11	2025-12	2026-01	2026-02	2026-03	2026-04
Notification Time	—	—	—	—	—	—	—	0.70s	—	—	—	—	—
Monthly Threshold	60s	60s	60s	60s	60s	60s	60s	60s	60s	60s	60s	60s	60s
Threshold Percentile	95.0%	95.0%	95.0%	95.0%	95.0%	95.0%	95.0%	95.0%	95.0%	95.0%	95.0%	95.0%	95.0%
Notification Count	0	0	0	0	0	0	0	1	0	0	0	0	0
Mean Time	—	—	—	—	—	—	—	0.70s	—	—	—	—	—
Shortest Time	—	—	—	—	—	—	—	0.70s	—	—	—	—	—
Longest Time	—	—	—	—	—	—	—	0.70s	—	—	—	—	—
Median Time	—	—	—	—	—	—	—	0.70s	—	—	—	—	—
PStDev Time	—	—	—	—	—	—	—	0.00s	—	—	—	—	—

Other Changes	2025-04	2025-05	2025-06	2025-07	2025-08	2025-09	2025-10	2025-11	2025-12	2026-01	2026-02	2026-03	2026-04
Notification Time	3.84s	3.98s	—	0.17s	1.09s	2.23s	1.24s	—	1.75s	—	2.02s	—	—
Monthly Threshold	60s	60s	60s	60s	60s	60s	60s	60s	60s	60s	60s	60s	60s
Threshold Percentile	95.0%	95.0%	95.0%	95.0%	95.0%	95.0%	95.0%	95.0%	95.0%	95.0%	95.0%	95.0%	95.0%
Notification Count	4	3	0	2	2	4	2	0	3	0	2	0	0
Mean Time	1.70s	1.89s	—	0.15s	0.68s	1.00s	0.90s	—	1.24s	—	1.39s	—	—
Shortest Time	0.20s	0.12s	—	0.13s	0.22s	0.18s	0.53s	—	0.58s	—	0.68s	—	—
Longest Time	4.30s	4.28s	—	0.18s	1.14s	2.42s	1.27s	—	1.79s	—	2.09s	—	—
Median Time	1.14s	1.25s	—	0.15s	0.68s	0.70s	0.90s	—	1.36s	—	1.39s	—	—
PStDev Time	1.55s	1.76s	—	0.02s	0.46s	0.90s	0.37s	—	0.50s	—	0.71s	—	—

System Availability

IANA Website

Percentage availability of IANA website for consulting documentations and other posted materials.



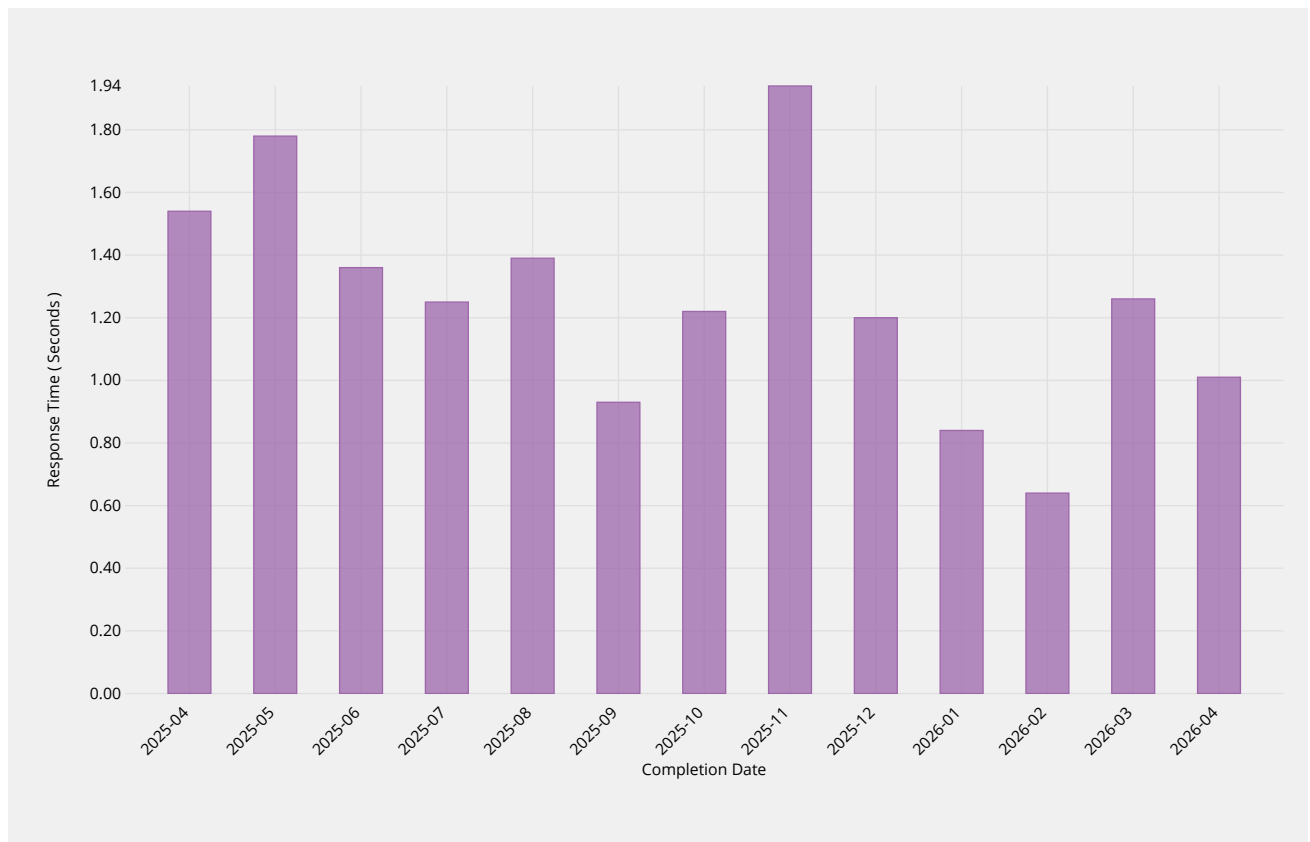
IANA Site Availability	2025-04	2025-05	2025-06	2025-07	2025-08	2025-09	2025-10	2025-11	2025-12	2026-01	2026-02	2026-03	2026-04
Availability	100.00%	100.00%	100.00%	100.00%	99.94%	100.00%	100.00%	100.00%	100.00%	100.00%	100.00%	100.00%	100.00%
Monthly Threshold	99%	99%	99%	99%	99%	99%	99%	99%	99%	99%	99%	99%	99%

Root Zone Management System

Percentage availability of the RZMS to allow customers to perform self-service operations via the web

Credential Recovery

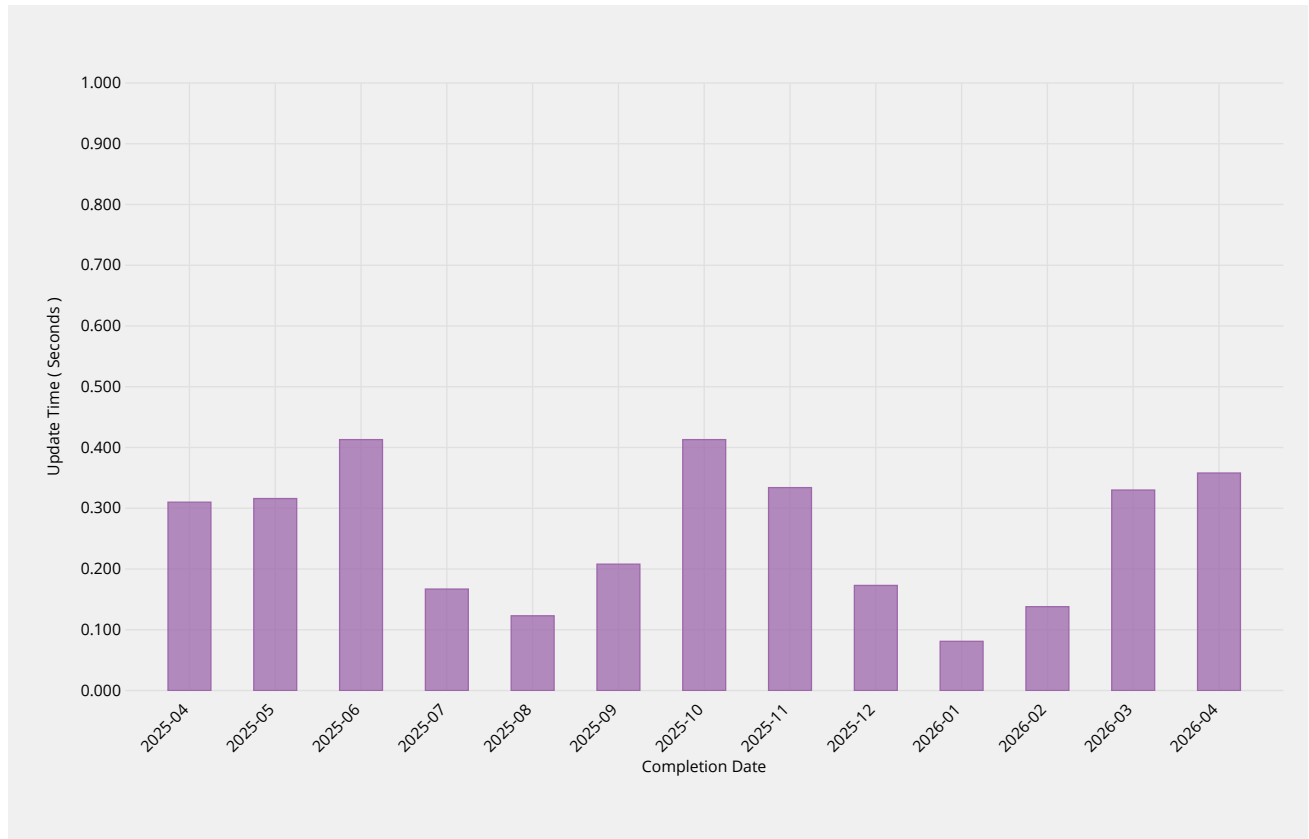
Time to dispatch confirmation email of forgotten password.



Credential Recovery Response	2025-04	2025-05	2025-06	2025-07	2025-08	2025-09	2025-10	2025-11	2025-12	2026-01	2026-02	2026-03	2026-04
Response Time	1.54s	1.78s	1.36s	1.25s	1.39s	0.93s	1.22s	1.94s	1.20s	0.84s	0.64s	1.26s	1.01s
Monthly Threshold	60s	60s	60s	60s	60s	60s	60s	60s	60s	60s	60s	60s	60s
Threshold Percentile	95.0%	95.0%	95.0%	95.0%	95.0%	95.0%	95.0%	95.0%	95.0%	95.0%	95.0%	95.0%	95.0%
Response Count	10	8	5	11	16	11	4	10	18	4	36	397	32
Mean Time	0.46s	0.64s	0.89s	0.52s	0.43s	0.31s	0.53s	0.76s	0.53s	0.54s	0.31s	0.52s	0.45s
Shortest Time	0.03s	0.02s	0.57s	0.02s	0.02s	0.03s	0.13s	0.10s	0.10s	0.24s	0.10s	0.09s	0.10s
Longest Time	2.23s	2.09s	1.45s	1.75s	1.57s	1.25s	1.35s	2.11s	1.86s	0.87s	1.34s	4.49s	1.22s
Median Time	0.22s	0.25s	0.89s	0.42s	0.26s	0.24s	0.33s	0.59s	0.40s	0.52s	0.23s	0.38s	0.38s
PStDev Time	0.62s	0.68s	0.33s	0.45s	0.43s	0.34s	0.50s	0.70s	0.42s	0.24s	0.25s	0.44s	0.27s

Credential Change

Time to implement new password within the system.



Credential Change	2025-04	2025-05	2025-06	2025-07	2025-08	2025-09	2025-10	2025-11	2025-12	2026-01	2026-02	2026-03	2026-04
Update Time	1.111s	1.014s	1.125s	0.528s	0.243s	0.584s	1.175s	0.605s	0.595s	0.088s	0.514s	1.234s	1.279s
Monthly Threshold	300s	300s	300s	300s	300s	300s	300s	300s	300s	300s	300s	300s	300s
Threshold Percentile	95.0%	95.0%	95.0%	95.0%	95.0%	95.0%	95.0%	95.0%	95.0%	95.0%	95.0%	95.0%	95.0%
Update Count	6	7	4	10	7	11	4	8	10	3	26	307	27
Mean Time	0.310s	0.316s	0.413s	0.167s	0.123s	0.208s	0.413s	0.334s	0.173s	0.081s	0.138s	0.330s	0.358s
Shortest Time	0.074s	0.070s	0.075s	0.072s	0.069s	0.068s	0.079s	0.071s	0.072s	0.075s	0.068s	0.068s	0.077s
Longest Time	1.451s	1.190s	1.286s	0.829s	0.250s	0.681s	1.360s	0.657s	0.998s	0.089s	0.526s	2.068s	1.581s
Median Time	0.084s	0.074s	0.145s	0.078s	0.074s	0.080s	0.106s	0.393s	0.079s	0.078s	0.073s	0.073s	0.098s
PStDev Time	0.510s	0.400s	0.507s	0.223s	0.074s	0.208s	0.548s	0.216s	0.275s	0.006s	0.144s	0.419s	0.414s

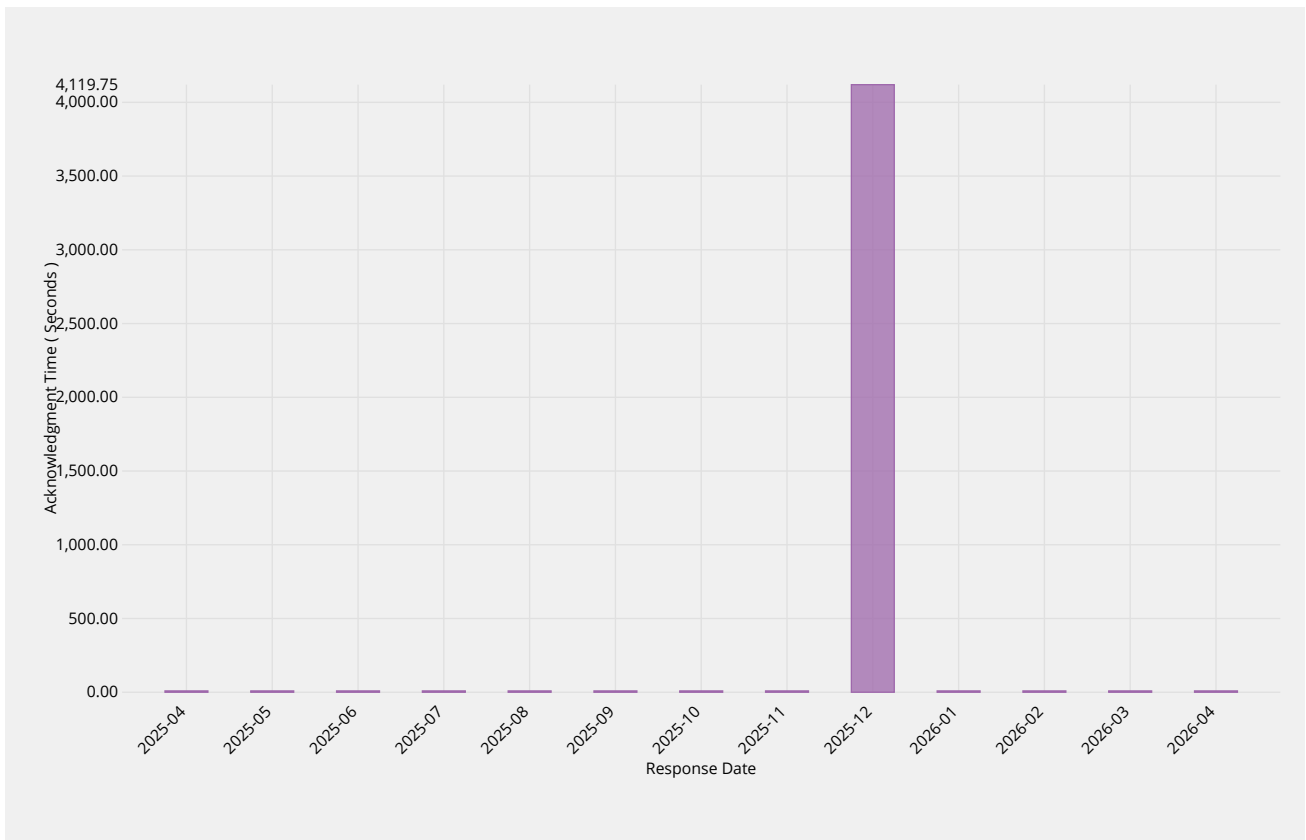
ccTLD Creation/Transfer	2025-04	2025-05	2025-06	2025-07	2025-08	2025-09	2025-10	2025-11	2025-12	2026-01	2026-02	2026-03	2026-04
Incident Count	0	0	0	0	0	0	0	0	0	0	0	0	0
Request Count	0	0	0	0	0	0	0	1	0	0	0	0	0

Other Changes	2025-04	2025-05	2025-06	2025-07	2025-08	2025-09	2025-10	2025-11	2025-12	2026-01	2026-02	2026-03	2026-04
Accuracy	100.00%	100.00%	100.00%	100.00%	100.00%	100.00%	100.00%	100.00%	100.00%	100.00%	100.00%	100.00%	100.00%
Monthly Threshold	100%	100%	100%	100%	100%	100%	100%	100%	100%	100%	100%	100%	100%
Incident Count	0	0	0	0	0	0	0	0	0	0	0	0	0
Request Count	4	3	0	2	2	4	2	0	3	0	2	0	0

Enquiry Processing

Time to acknowledge

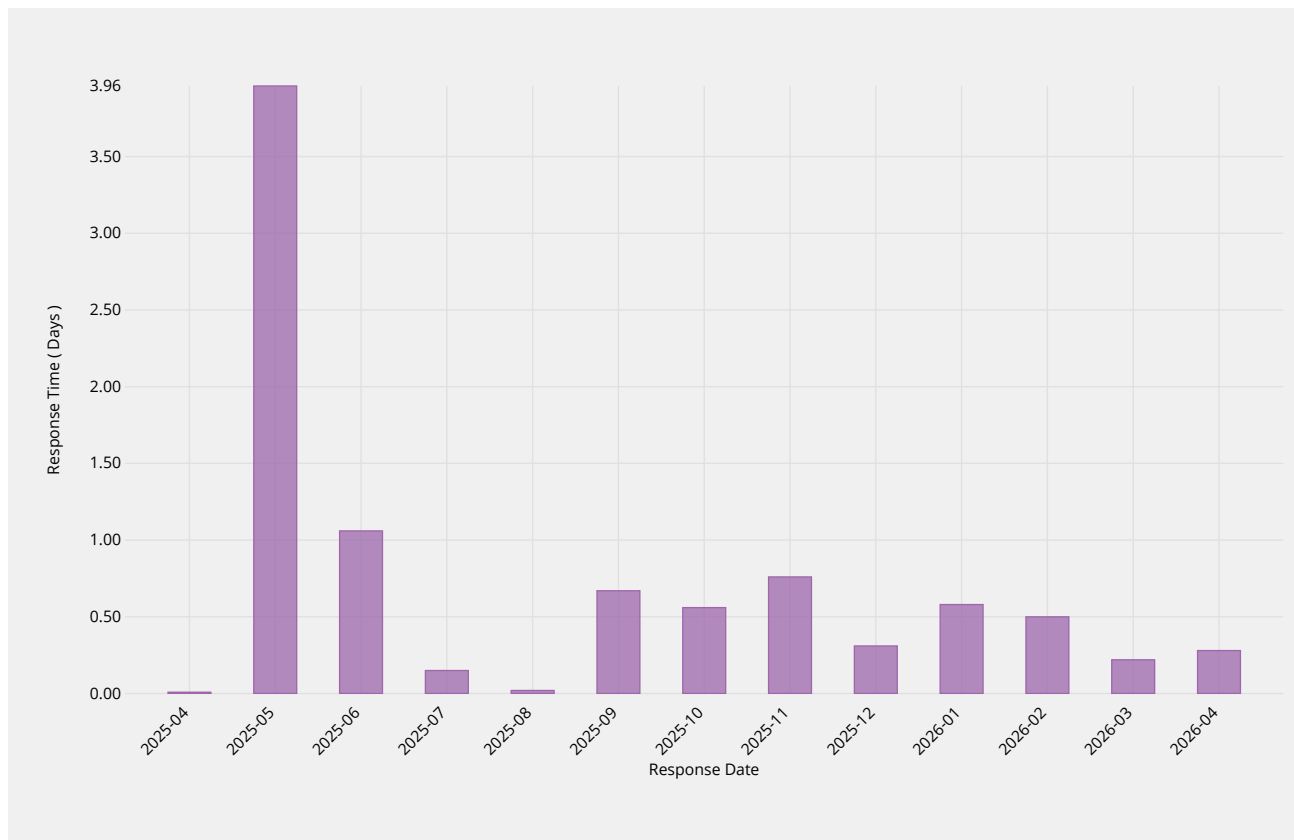
Time taken to send initial acknowledgement of a receipt of a general enquiry pertaining to root zone management but not pertaining to interactions in a change request context.



Manual Enquiries	2025-04	2025-05	2025-06	2025-07	2025-08	2025-09	2025-10	2025-11	2025-12	2026-01	2026-02	2026-03	2026-04
Acknowledgment Time	0.00s	—	0.85s	0.00s	0.00s	0.00s	0.55s	1.50s	14006.45s	0.00s	0.00s	1.00s	0.60s
Monthly Threshold	60s	60s	60s	60s	60s	60s	60s	60s	60s	60s	60s	60s	60s
Acknowledge Percentile	95.0%	95.0%	95.0%	95.0%	95.0%	95.0%	95.0%	95.0%	95.0%	95.0%	95.0%	95.0%	95.0%
Acknowledgment Count	1	0	4	5	1	1	10	6	4	3	1	62	9
Mean Time	0.00s	—	0.25s	0.00s	0.00s	0.00s	0.10s	0.33s	4119.75s	0.00s	0.00s	0.13s	0.11s
Shortest Time	0.00s	—	0.00s	0.00s	0.00s	0.00s	0.00s	0.00s	0.00s	0.00s	0.00s	0.00s	0.00s
Longest Time	0.00s	—	1.00s	0.00s	0.00s	0.00s	1.00s	2.00s	16478.00s	0.00s	0.00s	1.00s	1.00s
Median Time	0.00s	—	0.00s	0.00s	0.00s	0.00s	0.00s	0.00s	0.50s	0.00s	0.00s	0.00s	0.00s
PStDev Time	0.00s	—	0.43s	0.00s	0.00s	0.00s	0.30s	0.75s	7135.04s	0.00s	0.00s	0.34s	0.31s

Time to initial response

Time taken for staff to respond to enquiry, either in part or in whole.



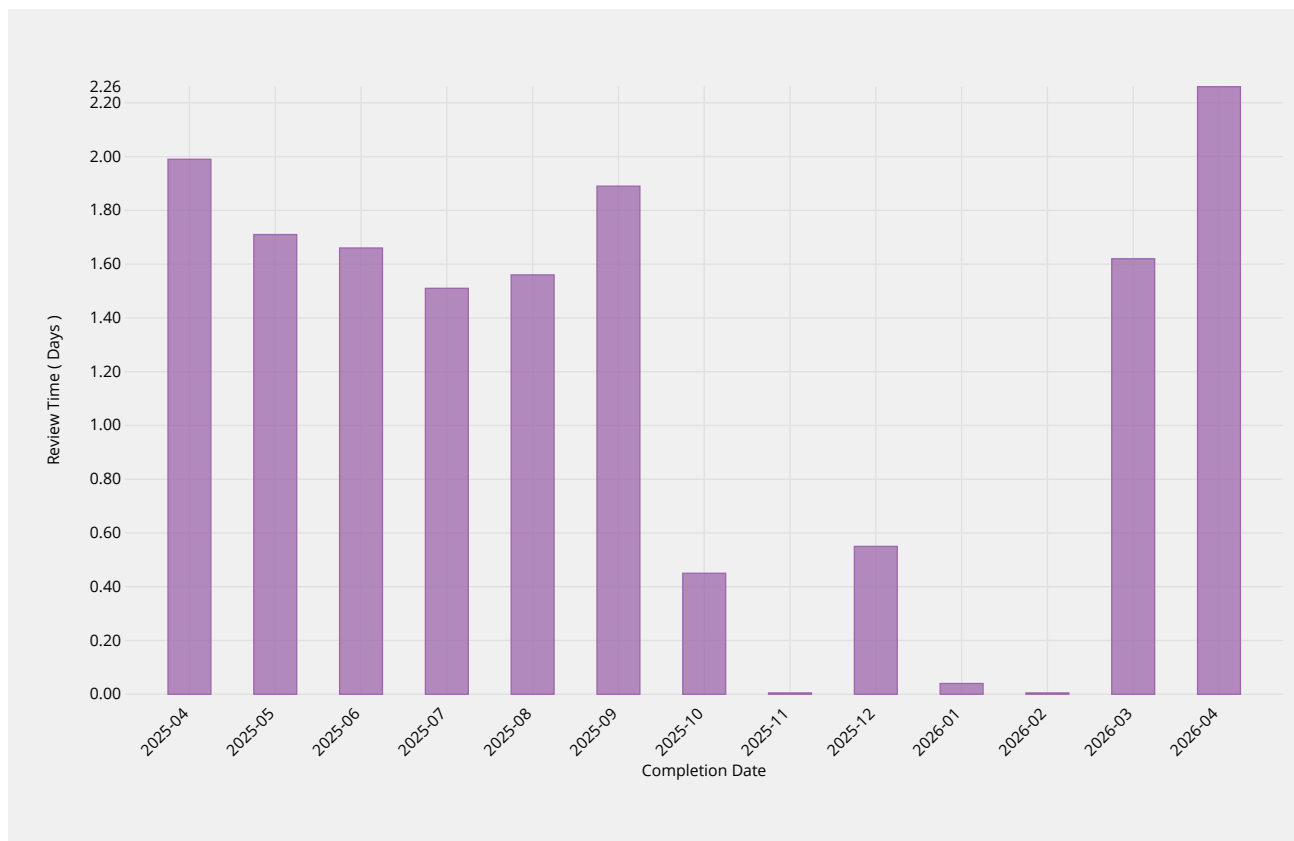
Manual Enquiries	2025-04	2025-05	2025-06	2025-07	2025-08	2025-09	2025-10	2025-11	2025-12	2026-01	2026-02	2026-03	2026-04
Response Time	—	3.96d	2.33d	0.22d	0.02d	0.67d	1.18d	1.65d	0.78d	1.19d	0.50d	0.36d	0.55d
Monthly Threshold	5d	5d	5d	5d	5d	5d	5d	5d	5d	5d	5d	5d	5d
Threshold Percentile	90.0%	90.0%	90.0%	90.0%	90.0%	90.0%	90.0%	90.0%	90.0%	90.0%	90.0%	90.0%	90.0%
Request Count	0	1	4	5	1	1	6	6	4	3	1	59	8
Mean Time	—	3.96d	1.06d	0.15d	0.02d	0.67d	0.56d	0.76d	0.31d	0.58d	0.50d	0.22d	0.28d
Shortest Time	—	3.96d	0.05d	0.11d	0.02d	0.67d	0.11d	0.04d	0.01d	0.11d	0.50d	0.01d	0.03d
Longest Time	—	3.96d	3.05d	0.24d	0.02d	0.67d	1.58d	2.37d	1.06d	1.44d	0.50d	0.78d	0.56d
Median Time	—	3.96d	0.57d	0.12d	0.02d	0.67d	0.38d	0.58d	0.08d	0.19d	0.50d	0.21d	0.26d
PStDev Time	—	0.00d	1.17d	0.05d	0.00d	0.00d	0.52d	0.79d	0.44d	0.61d	0.00d	0.15d	0.24d

Label Generation Rulesets

Review Time

The time it takes for staff to review a submission and either agree that it is well-formed or send it back

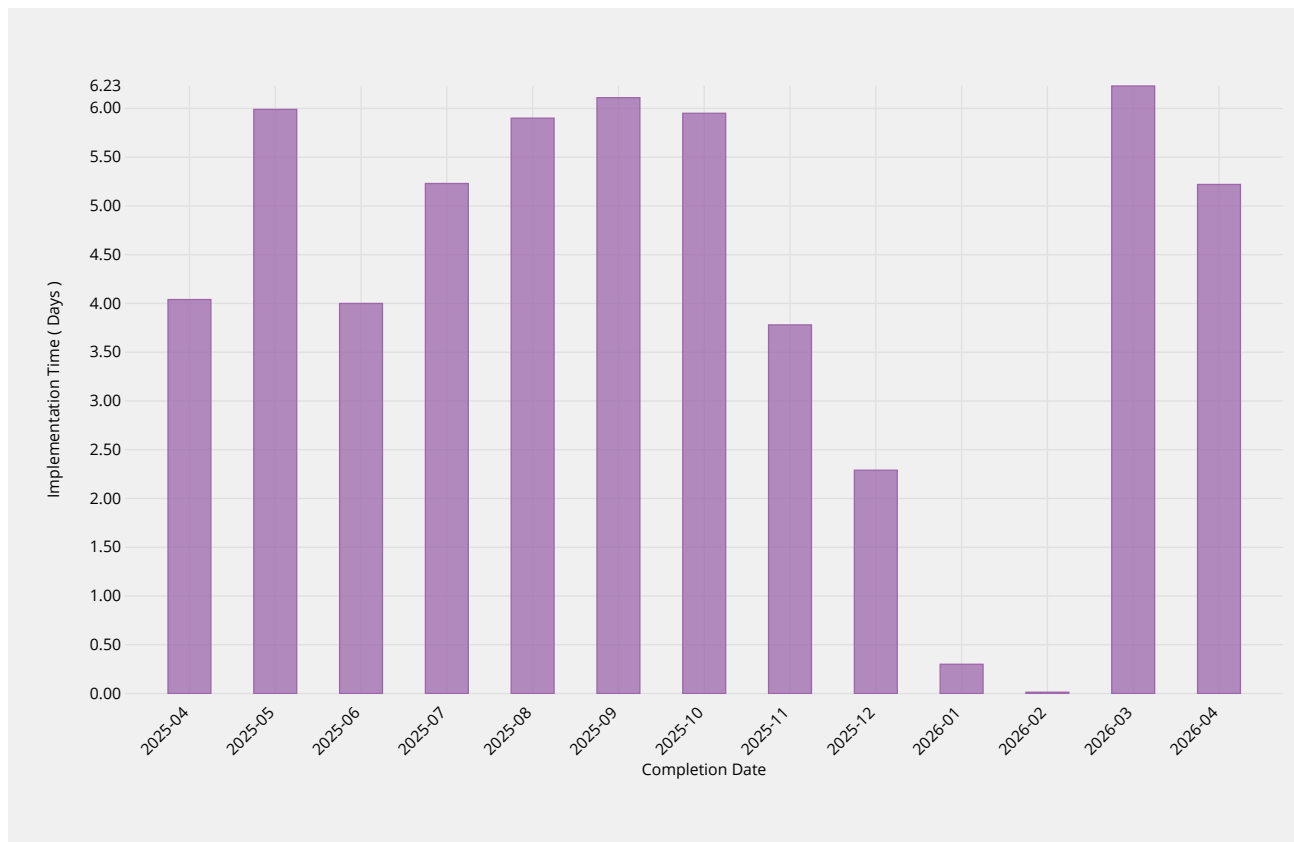
for remediation.



Review Time	2025-04	2025-05	2025-06	2025-07	2025-08	2025-09	2025-10	2025-11	2025-12	2026-01	2026-02	2026-03	2026-04
Review Time	1.99d	1.71d	1.66d	1.51d	1.56d	1.89d	0.45d	0.00d	0.55d	0.04d	—	1.62d	2.26d
Monthly Threshold	5d	5d	5d	5d	5d	5d	5d	5d	5d	5d	5d	5d	5d
Threshold Percentile	90.0%	90.0%	90.0%	90.0%	90.0%	90.0%	90.0%	90.0%	90.0%	90.0%	90.0%	90.0%	90.0%
Review Count	12	7	9	4	18	9	1	1	1	1	0	1	12
Shortest Time	0.00d	0.48d	0.86d	0.91d	0.00d	0.00d	0.45d	0.00d	0.55d	0.04d	—	1.62d	0.45d
Longest Time	3.94d	1.97d	2.20d	1.52d	1.87d	1.99d	0.45d	0.00d	0.55d	0.04d	—	1.62d	2.26d
Median Time	0.84d	0.83d	1.31d	1.27d	1.56d	1.30d	0.45d	0.00d	0.55d	0.04d	—	1.62d	1.50d
PStDev Time	0.99d	0.47d	0.38d	0.27d	0.58d	0.64d	0.00d	0.00d	0.00d	0.00d	—	0.00d	0.64d

Implementation Time

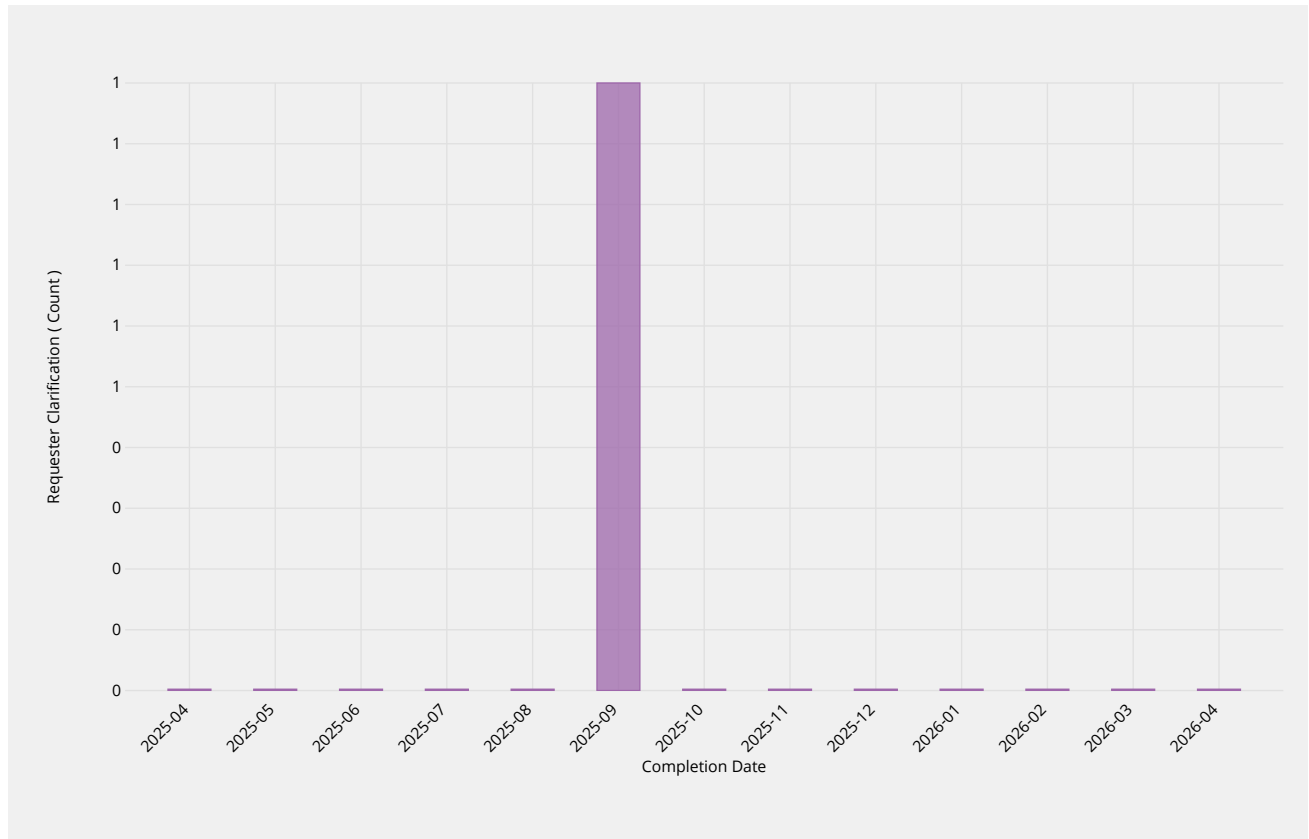
Time it takes for staff to publish a change once it meets all requirements.



Implementation Time	2025-04	2025-05	2025-06	2025-07	2025-08	2025-09	2025-10	2025-11	2025-12	2026-01	2026-02	2026-03	2026-04
Implementation Time	4.04d	5.99d	4.00d	5.23d	5.90d	6.11d	5.95d	3.78d	2.29d	0.30d	—	6.23d	5.22d
Monthly Threshold	7d	7d	7d	7d	7d	7d	7d	7d	7d	7d	7d	7d	7d
Threshold Percentile	90.0%	90.0%	90.0%	90.0%	90.0%	90.0%	90.0%	90.0%	90.0%	90.0%	90.0%	90.0%	90.0%
Request Count	12	7	9	4	18	9	1	1	1	1	0	1	12
Shortest Time	1.02d	3.20d	0.16d	0.33d	1.06d	1.04d	5.95d	3.78d	2.29d	0.30d	—	6.23d	5.20d
Longest Time	6.10d	6.00d	4.78d	5.25d	5.90d	6.28d	5.95d	3.78d	2.29d	0.30d	—	6.23d	6.07d
Median Time	2.53d	4.35d	2.05d	5.18d	5.90d	5.03d	5.95d	3.78d	2.29d	0.30d	—	6.23d	5.21d
PStDev Time	1.59d	0.95d	1.41d	2.11d	1.83d	1.65d	0.00d	0.00d	0.00d	0.00d	—	0.00d	0.24d

Requester Clarification

The number of times a clarification or remediation was required from the requester.

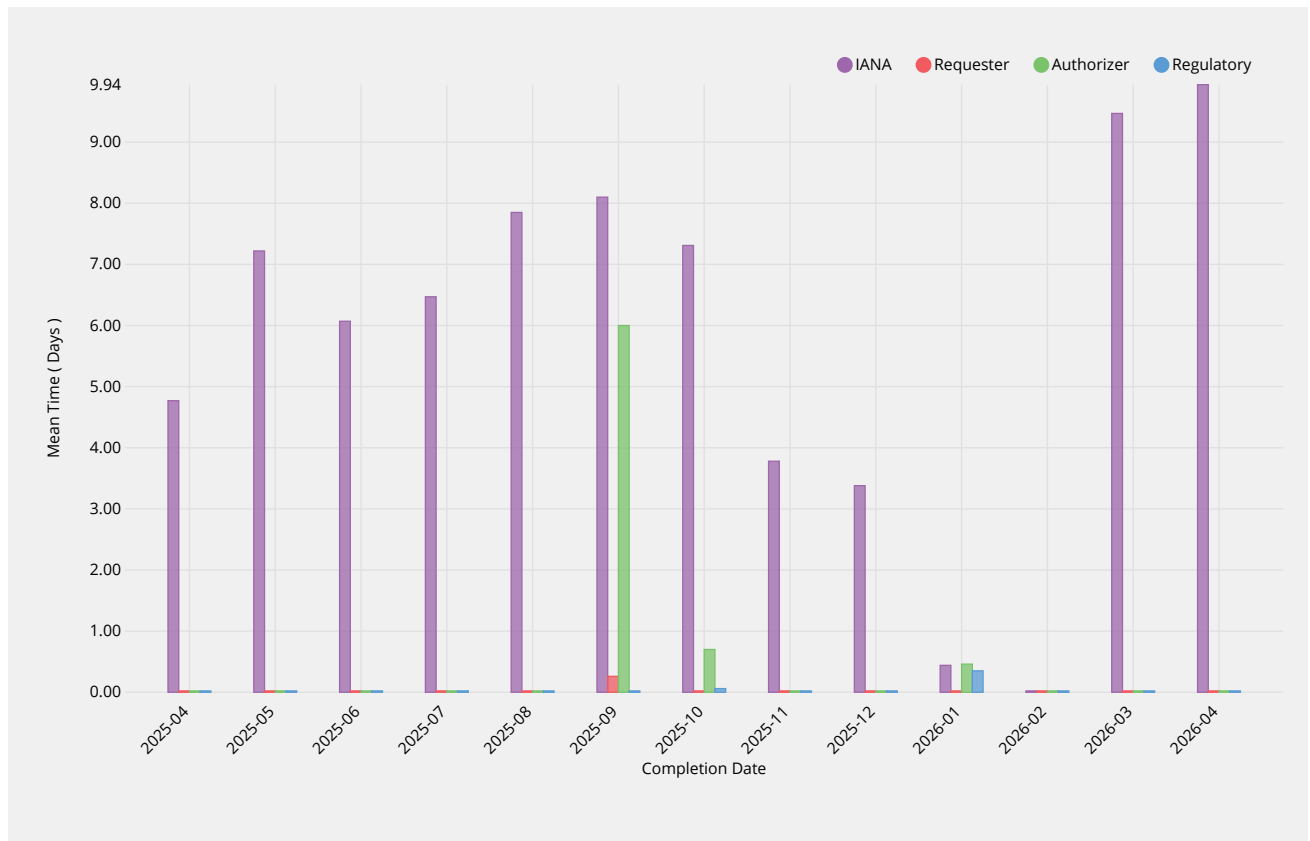


Requester Clarification	2025-04	2025-05	2025-06	2025-07	2025-08	2025-09	2025-10	2025-11	2025-12	2026-01	2026-02	2026-03	2026-04
Count	0	0	0	0	0	1	0	0	0	0	—	0	0
Request Count	12	7	9	4	18	9	1	1	1	1	0	1	12
Shortest Clarification	0	0	0	0	0	0	0	0	0	0	—	0	0
Longest Clarification	0	0	0	0	0	1	0	0	0	0	—	0	0

Time per Actor

Average time taken for staff processing, requester clarification, administrative contact authorization and

regulatory checks.



IANA	2025-04	2025-05	2025-06	2025-07	2025-08	2025-09	2025-10	2025-11	2025-12	2026-01	2026-02	2026-03	2026-04
Mean Time	4.77d	7.22d	6.07d	6.47d	7.85d	8.10d	7.31d	3.78d	3.38d	0.44d	—	9.47d	9.94d
Review Count	12	7	9	4	18	9	1	1	1	1	0	1	12
Shortest Time	1.02d	5.98d	3.24d	2.16d	1.11d	4.88d	7.31d	3.78d	3.38d	0.44d	—	9.47d	6.54d
Longest Time	8.12d	9.22d	12.67d	8.20d	12.14d	13.37d	7.31d	3.78d	3.38d	0.44d	—	9.47d	13.66d
Median Time	5.44d	7.64d	5.43d	7.76d	9.02d	7.32d	7.31d	3.78d	3.38d	0.44d	—	9.47d	10.79d
PStDev Time	2.23d	1.11d	2.68d	2.52d	3.21d	2.68d	0.00d	0.00d	0.00d	0.00d	—	0.00d	2.46d

Requester	2025-04	2025-05	2025-06	2025-07	2025-08	2025-09	2025-10	2025-11	2025-12	2026-01	2026-02	2026-03	2026-04
Mean Time	—	—	—	—	—	0.26d	—	—	—	—	—	—	—
Review Count	0	0	0	0	0	1	0	0	0	0	0	0	0
Shortest Time	—	—	—	—	—	0.26d	—	—	—	—	—	—	—
Longest Time	—	—	—	—	—	0.26d	—	—	—	—	—	—	—
Median Time	—	—	—	—	—	0.26d	—	—	—	—	—	—	—
PStDev Time	—	—	—	—	—	0.00d	—	—	—	—	—	—	—

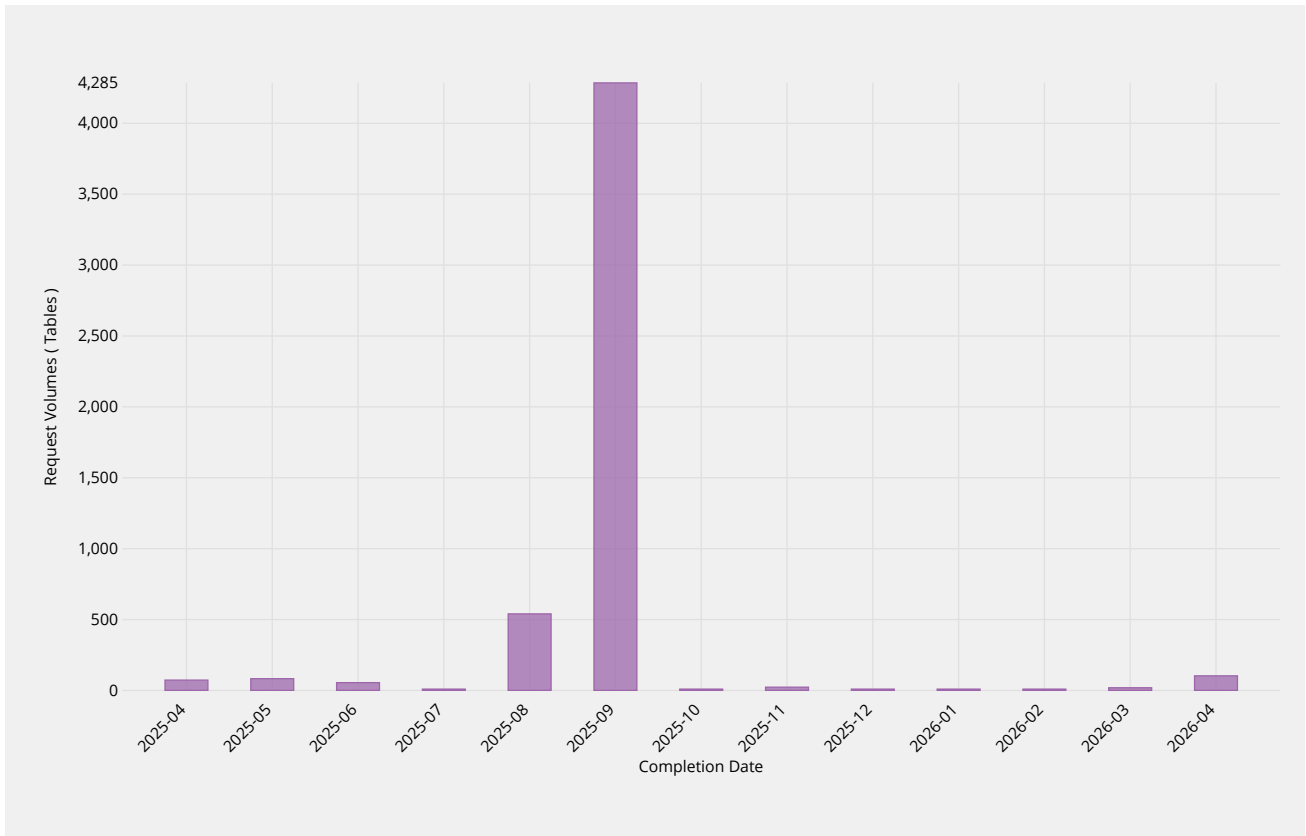
Authorizer	2025-04	2025-05	2025-06	2025-07	2025-08	2025-09	2025-10	2025-11	2025-12	2026-01	2026-02	2026-03	2026-04
Mean Time	—	—	—	—	—	6.00d	0.70d	—	—	0.46d	—	—	—
Review Count	0	0	0	0	0	1	1	0	0	1	0	0	0
Shortest Time	—	—	—	—	—	6.00d	0.70d	—	—	0.46d	—	—	—
Longest Time	—	—	—	—	—	6.00d	0.70d	—	—	0.46d	—	—	—
Median Time	—	—	—	—	—	6.00d	0.70d	—	—	0.46d	—	—	—
PStDev Time	—	—	—	—	—	0.00d	0.00d	—	—	0.00d	—	—	—

Regulatory	2025-04	2025-05	2025-06	2025-07	2025-08	2025-09	2025-10	2025-11	2025-12	2026-01	2026-02	2026-03	2026-04
Mean Time	—	—	—	—	—	0.01d	0.06d	—	—	0.35d	—	—	—
Review Count	0	0	0	0	0	1	1	0	0	1	0	0	0
Shortest Time	—	—	—	—	—	0.01d	0.06d	—	—	0.35d	—	—	—

Regulatory	2025-04	2025-05	2025-06	2025-07	2025-08	2025-09	2025-10	2025-11	2025-12	2026-01	2026-02	2026-03	2026-04
Longest Time	—	—	—	—	—	0.01d	0.06d	—	—	0.35d	—	—	—
Median Time	—	—	—	—	—	0.01d	0.06d	—	—	0.35d	—	—	—
PStDev Time	—	—	—	—	—	0.00d	0.00d	—	—	0.00d	—	—	—

Request Volumes

Total number of LGRs added or modified.



Request Volumes	2025-04	2025-05	2025-06	2025-07	2025-08	2025-09	2025-10	2025-11	2025-12	2026-01	2026-02	2026-03	2026-04
Total LGRs Processed	73	83	55	5	540	4285	1	23	1	1	—	19	103
Request Count	12	7	9	4	18	9	1	1	1	1	0	1	12
Average LGRs per Request	6	12	6	1	30	476	1	23	1	1	—	19	9
Smallest per Request	1	2	2	1	1	2	1	23	1	1	—	19	1
Largest per Request	20	48	17	2	206	4141	1	23	1	1	—	19	11

Definitions

Service Definitions

While there are many different ways change requests can be categorized, the key areas of distinction between different processing types for the purposes of metrics are as follows:

- **Category I (Routine updates impacting Root Zone File)** — Routine change requests that alter the technical data published in the DNS root zone (e.g. changes to NS records, DS records and glue records) . For these changes the process requires IANA, both pre- and post-transition, to engage third parties to implement, publish and distribute changes in the root zone file.
- **Category II (Routine updates not impacting Root Zone File)** — Routine change requests that do not alter the DNS root zone file (e.g. contact data and metadata). These changes do not engage third parties as part of implementation, and therefore will have a materially different processing timeframe.
- **Category III (Creating or Transferring a gTLD)** — Requests to create (“delegate”) or transfer (“redelegate” or “assign”) a generic top-level domain. These changes require additional processing by IANA to ensure policy and contractual requirements are met associated with a change of control for the TLD. While the key processing is performed elsewhere within ICANN, the IANA processing is significant and therefore distinguishes this type of request from a routine change request.
- **Category IV (Creating or Transferring a ccTLD)** — Requests to create or transfer a country-code top-level domain. These changes require additional processing by IANA to ensure policy requirements are met. This processing is performed by IANA staff, and includes performing additional analysis on the change request, producing a report, and having that report reviewed externally (including verification that all existing registration data has been successfully transferred from the old to new Registry operator). This processing is significant, and is normally substantially longer than a routine change request, and therefore should be distinguished.
- **Category V (Other change requests)** — Other non-routine change requests. IANA is required to process change requests that may have special handling requirements, or require additional documentary evidence or additional clarifications from the customer or third parties, that do not afford them the ability to automate. These scenarios include, but are not necessarily limited to:
 - i. Customers that require requests to be handled outside the online self-service platform, such as those lodging change requests through the exchange of postal mail;
 - ii. Customers that have placed special handling instructions on file with IANA, or have otherwise asked for special handling for a request that deviates from the normal process, that must be executed manually by IANA staff;
 - iii. Unique legal or regulatory encumbrances that must be satisfied that require additional processing;
 - iv. Removing a TLD from service (e.g. retirement or revocation);
 - v. Changes that relate to the operation of the root zone itself, including changing the Root Key Signing Key, altering the set of authoritative name servers for the root zone (e.g. the “root servers”), and changes to the “root hints” file.

Field Definitions

The fields in the preceding tables are as follows:

- **Process.** The business process that IANA is requested to perform.
- **Metric.** The individual metric that will be measured as part of the completion of the business process.
- **Target.** The specified target for each individual change request.
- **Type.** Whether the target specified is a minimum target (compliance must not be less than the target) or a maximum target (compliance must not be more than the target).
- **Breach.** The percentage limit of change requests within the specified period that fail to meet the metric, which if reached is deemed a breach in the SLE.
- **Period.** The period over which SLE compliance is measured.